
**MONTGOMERY COUNTY
HEALTH DEPARTMENT**

Annual Report 2015



Public Health
Prevent. Promote. Protect.

**Montgomery County
Health Department**

110 West South Boulevard
Crawfordsville, IN 47933
765.364.6440

The mission of the Montgomery County Health Department is to better serve the community by providing public health services which promote and protect the health of the citizens of Montgomery County.

The overarching theme of public health is to prevent disease through any means necessary in order to sustain a healthy community. The goal of disease prevention is achieved through detection, investigation, remediation, and/or containment in Montgomery County. This is achieved by health safety measures, education, and coordination with other local, state, and federal agencies.

Services that support the essential functions of Public Health provided by the Montgomery County Health Department are as follows:

Community Preparedness

The health department has a fully developed Community Preparedness Plan that allows us to properly respond to all community health emergencies while continuing required daily operations of the health department. MCHD works in conjunction with other local and state first responder agencies to plan, and conduct, trainings and drills to better protect the residents of Montgomery County.

Environmental Health

The Environmental Health Division of the health department provides oversight, inspection, investigation, and remediation related to septic repair and installation, retail food establishment food safety, vector control, public and semi-public pool inspections, and water lab providing bacteria testing for both drinking and swimming water.

Health Education

Our Health Education division was newly established in 2015. This division provides information or resource needs for individuals and/or groups, as well as, public education on many health related topics such as diabetes, maternal health, communicable diseases, and prescription drug abuse, and proper Sharps disposal. Provide case management and oversight to our "Unfit for Human Habitation" family program. This program provides an alternative to being displaced due to non-compliance and focuses on healthy habits and training with support from educator.

Immunizations and Nursing

Partnering with Dr. Mary Ludwig Free Clinic, the health department provides childhood immunizations free of charge through the Indiana Vaccines for Children program. Adult vaccines at the health department are available for a fee. Tuberculosis testing and case management for latent and active tuberculosis cases, and flu clinics are included as services offered by the health department. The role of the Public Health Nurse is to care for an entire population, as opposed to one patient at a time. The community becomes the patient. Caring for the community happens through health education, safety, and access to health services. Public Health Nurses draw on their training as registered nurses to give reliable, useful information to individuals and community organizations.

Based upon the data collected, collaboration between local, state, and federal entities determine the initiation of interventions that prevent, promote, and protect the health of the community.

Vital Records

Birth and death records of all those who were born in or died in Montgomery County are kept at the health department with records dating back to 1882. Certified copies of these records can be obtained with proper identification and a small fee.

In this issue:

Department Information	2
Budget Information	3 - 4
Vital Records	5
Vector Control	6
Bites / Complaints	7
Food Safety / Septics	8
Water Lab / Swimming Pools	9
Nursing Report	10 -11
MCHD Staff and Board	12



Public Health
Prevent. Promote. Protect.

**The Montgomery County Health Department can now be found on
Facebook at <https://www.facebook.com/MontCoHealth> and on Twitter at <https://twitter.com/MontCoHealthDep>**

Montgomery County Health Department Budgets

The Health Department is funded by Tax Levies, State Grants, and Awards

Health Fund Tax Levy	\$ 52,558.07
Local Health Maintenance Fund	\$ 33,139.00
Local Health Department Trust Acct	\$ 22,230.16
Preparedness/MRC/Ebola Grant	\$ 19,940.50

2015 Funding Utilized from the Health Fund

The Health Fund is the primary source for funding for the Health Department. This fund is supplemented by a Tax Levy as well as fees for services provided such as food permits, water lab testing, septic permits, vaccinations, and vital records.

Salaries	\$204,314.20	Other / Office Supplies	\$ 3,319.31
Employee Taxes and Benefits	\$ 35,516.42	Personal / Community Health	\$ 3,650.61
Memberships & Conferences	\$ 1,046.30	Travel	\$ 733.14

2015 Funding Utilized from the Local Health Maintenance Grant

The Local Health Maintenance Grant is provided by the Indiana State Department of Health for use as a supplemental funding source for the health department. The funding is based on population size and is provided to every county in Indiana. This annual grant requires an application that includes a budget that must be approved by the state. Specific uses for the grant funds are detailed within the grant documentation to ensure that the funds are used to support the efforts of the health department without replacing its required primary funding source – the tax levy. This fund is supplemented by fees for services provided such as food permits, water lab testing, septic permits, vaccinations, and vital records.

Salaries	\$ 18,573.00	Employee Taxes and Benefits	\$ 3,127.51
Personal/Community Health	\$ 9,848.82	Water Lab Supplies	\$11,922.59
Vector Control	\$ 3,128.42	Contracted Services	\$ 3,378.40
Office Supplies	\$ 965.38		

2015 Funding Utilized from the Local Health Trust Account Grant

The Local Health Trust Account was formerly called the Tobacco Settlement. Funds for this grant are provided through a settlement with tobacco companies to assist in smoking cessation and education. It was decided by lawmakers that these funds could be utilized to assist health departments in other areas as long as they support the mission of the health department and meet the requirements of the grant. This annual grant requires an application that includes a budget that must be approved by the state. This fund is supplemented by fees when required to reimburse for items the health department receives a fee for by a resident.

Salaries	\$ 18,194.14	Employee Taxes and Benefits	\$ 1,337.22
Flu Vaccine and Other Supplies	\$ 2,330.55	Contracted Programs	\$ 14,417.48
Vehicle Maintenance	\$ 18,908.74		

2015 Funding Utilized for Prescription Drug Task Force

The Prescription Drug Task Force Grant is provided by the Montgomery County Drug Fee Coalition. The Health Department manages this budget on behalf of the Prescription Drug Task Force. The funds are utilized for education in all three county schools, printing and advertising of drug take back information and contracted services which covers overtime by law enforcement to oversee take back events.

Education	\$ 1,000.00	Contracted Services	\$ 195.35
Printing and Advertising	\$ 4.04		

2015 Funding Utilized for Preparedness/MRC/Ebola

The Preparedness Grant was combined with the Medical Reserve Corp funding and additional funding for Ebola planning efforts. The grants requires compliance with established criteria and standards to assess readiness based on guidelines established by the CDC. This combined grant is managed by the Indiana State Department of Health with funds provided by the CDC. This grant requires an application that includes a budget that must be approved by the state as well as criteria for the focus on planning during the grant cycle. The value of the grant varies from year to year depending on funding provided to the state through CDC. The funding and work cycle for this grant is July 1 to June 30 of each year.

2015 User Fees

Vital Records

	2013	2014	2015
Birth Certificate	\$ 11,320.00	\$10,150.00	\$ 11,800.00
Genealogy Forms	\$ 12.00	\$.00	\$.00
Paternity Affidavit	\$.00	\$.00	\$.00
Death Certificate	\$ 15,440.00	\$16,290.00	\$ 17,060.00
Death Certificate Corrective Reissue	\$ 170.00	\$ 200.00	\$ 265.00
	\$26,942.00	\$26,640.00	\$ 29,125.00

Food Permits

Permanent Food Establishment 1-10 Employees	\$ 6,162.00	\$ 8,175.00	\$ 6,522.00
Permanent Food Establishment > 10 Employees	\$ 4,500.00	\$ 6,183.00	\$ 5,100.00
Other Food Permit	\$ 299.00	\$ 470.00	\$ 280.00
Grocery-Up to 10,000 SQ FT	\$ 2,850.00	\$ 2,875.00	\$ 2,833.00
Grocery-10,0001-35,000 SQ FT	\$ 1,050.00	\$ 750.00	\$ 1,200.00
Grocery-35,001 and up SQ FT	\$ 350.00	\$ 350.00	\$ 525.00
Seasonal-Single Season	\$ 240.00	\$ 150.00	\$ 210.00
Seasonal-Dual Season	\$ 660.00	\$ 840.00	\$ 950.00
Seasonal-Triple Season	\$ 360.00	\$ 720.00	\$ 360.00
Temporary-3 days	\$ 520.00	\$ 600.00	\$ 580.00
Temporary-Each Additional Day	\$ 299.00	\$ 50.00	\$ 0.00
Food Late Fees	\$ 0.00	\$ 0.00	\$ 0.00
New Plan Review	\$ 2,100.00	\$ 1,650.00	\$ 2,100.00
	\$19,390.00	\$22,813.00	\$20,660.00

Immunizations

Hepatitis B Vaccine	\$ 4,187.00	\$ 1,000.00	\$ 1,960.00
Hepatitis A Vaccine	\$ 735.00	\$ 420.00	\$ 245.00
TDAP	\$ 6,789.50	\$ 540.00	\$ 315.00
Flu Vaccine	\$ 11,463.50	\$ 832.00	\$ 16,892.00
TB Test	\$ 2,140.00	\$ 2,760.00	\$ 1,900.00
Vaccine Other (Admin Fees)	\$ 2,976.57	\$ 216.00	\$ 1,548.32
Varicella	\$ 595.00	\$ 0.00	\$ 0.00
MMR	\$ 5,040.00	\$ 180.00	\$ 0.00
Employee Flu	\$ 384.00	\$ 0.00	\$ 44.00
	\$34,310.57	\$ 5,948.00	\$ 22,904.32

Septic Permits

Septic Permit-New	\$ 6,450.00	\$ 6,450.00	\$ 5,900.00
Septic Permit-Repair	\$ 2,600.00	\$ 3,075.00	\$ 4,200.00
Septic Registration Fee	\$ 625.00	\$ 425.00	\$ 675.00
Septic Certification Test	\$ 250.00	\$ 100.00	\$ 75.00
Septic IOWPA Certification	\$ 25.00	\$.00	\$.00
	\$9,950.00	\$ 10,050.00	\$ 10,850.00

Tattoo Permits

Tattoo Parlor Permit	\$ 50.00	\$ 50.00	\$ 50.00
Tattoo Artist Permit	\$ 100.00	\$ 100.00	\$ 100.00
	\$ 150.00	\$ 150.00	\$ 150.00

Water Lab

Present/Absent Testing	\$ 10,480.00	\$ 11,110.00	\$ 14,180.00
Surface Ditchwater or Beach	\$ 380.00	\$ 940.00	\$ 1,300.00
Pool Samples	\$ 1,960.00	\$ 2,840.00	\$ 1,980.00
Multiple Bodies of Water	\$ 6,690.00	\$ 9,045.00	\$ 9,345.00
Seasonal Pool Permit	\$ 700.00	\$ 650.00	\$ 400.00
Annual Pool Permit	\$ 187.50	\$ 375.00	\$ 500.00
Annual Pools and Spas	\$ 700.00	\$ 700.00	\$ 700.00
	\$21,097.50	\$ 25,660.00	\$ 28,405.00

Miscellaneous Revenue

Restitution	\$ 1,339.00	\$ 1,900.00	\$ 495.00
Payment—Other***	\$ 2,160.57	\$10,242.60	\$ 1,276.86
	\$ 3,499.57	\$ 12,142.60	\$ 1,771.86

TOTALS

\$115,670.74 \$103,403.60 \$113,866.18

2015 User Fee Distribution to Budgets

Health Fund
\$93,404.58

Local Health Maintenance
\$17,049.60

Coroner Continuing Education Fund
\$3,412.00

2015 Vital Statistics Section

Montgomery County Births : 7

Home Births	7
Hospital Births	0
Female:	3
Male:	4

2015 Causes of Death

ABDOMINAL MASS	1	<i>Montgomery County Deaths: 289</i>			
ACUTE PULMONARY EDEMA	1	Female:	145		
ALZHEIMERS DISEASE	10	Male:	144	CANCER / CARCINOMA	
ARTERIOSCLEROTIC HEART DISEASE	6			BRAIN TUMOR	2
ATHEROSCLEROTIC HEART DISEASE	2	HYPOXIA	1	BREAST CANCER	2
ATRIAL FIBRILLATION	1	KIDNEY DISEASE	2	BRONCHOGENIC CANCER	1
BLUNT FORCE TRAUMA	4	KIDNEY FAILURE	1	CANCER OF UNKNOWN ORIGIN	1
CARDIAC ARREST	6	MULTIPLE MYELOMA	1	COLON CANCER	5
CARDIAC INSUFFICIENCY	22	MULTIPLE SCHLEROSIS	1	ESOPHAGEAL CANCER	1
CARDIOPULMONARY ARREST	1	MYOCARDIAL INFARCTION	11	GASTRIC CANCER	2
CEREBELLAR DEGENERATION	1	NATURAL DEATH	1	LEUKEMIA	1
CEREBRAL ARTERY OCCLUSION	1	OSTEOMYELITIS	1	LIVER CANCER	4
CEREBROVASCULAR ACCIDENT	4	PARKINSON’S DISEASE	3	LUNG CANCER	22
CEREBROVASCULAR DISEASE	1	PNEUMONIA	17	MELANOMA	2
CHRONIC OBSTRUCTIVE PULMONARY DISEASE	22	PROGRESSIVE SUPRANUCLEAR PALSY	1	METASTATIC CARCINOMA TO BONE	1
CIRRHOSIS OF LIVER	1	PULMONARY EMBOLISM	3	METASTATIC MANDIBULAR CANCER	1
CONGESTIVE HEART FAILURE	31	PULMONARY FIBROSIS	5	OVARIAN CANCER	3
CORONARY ARTERY DISEASE	3	RENAL DISEASE	3	PANCREATIC CANCER	6
CORONARY OCCLUSION	4	RENAL FAILURE	6	PROSTATE CANCER	2
DEMENTIA	6	RESPIRATORY ARREST	6	RECTAL CANCER	2
DUCHENNE MUSCULAR DYSTROPHY	1	RESPIRATORY FAILURE	14	RENAL CELL CARCINOMA	2
ENCEPHALOPATHY	2	SELF INFLICTED GUN SHOT WOUND	2		
FALL WITH MULTIPLE FRACTURES	1	SEPSIS	4		
GANGRENE	1	SKULL FRACTURE	1		
HEMORRHAGE	4	THROMBOCYTOPENIA	1		
HEROIN INTOXICATION	1	UNDETERMINED	3		
HYPERTENSION	3				

2015 VECTOR CONTROL

Below are some of the most popular vectors that are found in Montgomery County and a few examples of the diseases that they can carry:

VECTOR

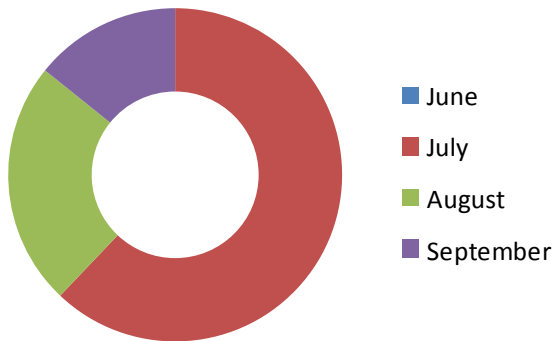
an organism that has the capability of transmitting disease to humans.

VECTOR

BATS	→	RABIES
BIRDS	→	HISTOPLASMOSIS
COCKROACHES	→	ASTHMA/UPPER RESPIRATORY DISEASES
MOSQUITOES	→	WEST NILE VIRUS
RATS	→	HANTAVIRUS
TICKS	→	LYME DISEASE

DISEASE

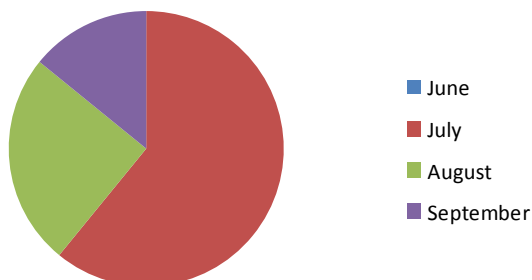
2015 Machine Hours



Total Machine Hours Spraying Mosquito Adulticide.

June	0	hours
July	13.1	hours
August	5	hours
September	3	hours


2015 Area Covered in Acres



The wet and windy weather patterns during the spring and early summer of 2015 became a 2-sided coin in regard to mosquito control in Montgomery County. Rainy, windy and cooler night time conditions prohibited our attempts with adulticide fogging, yet at the same time these conditions were also hampering the breeding and considerably slowing population development of the mosquito. July came with a dry spell, and after the

heaviest of rains, much of the county had large areas of standing water that lingered for weeks due to the already water laden soil. Consequently July became the real beginning of our annual fight with the mosquito. Complaints were numer-

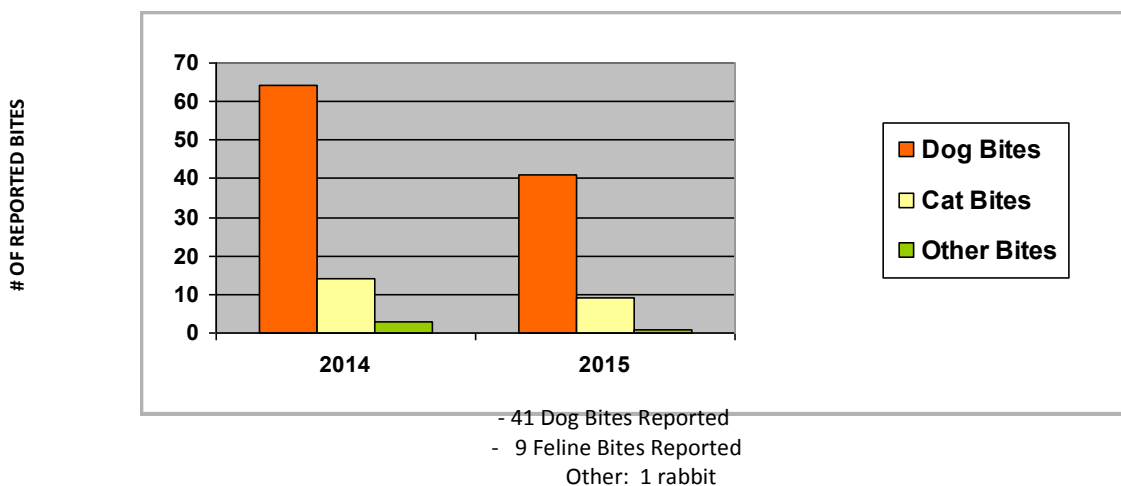
ous by mid-July especially in and around Mace and Linden areas due to continued standing waters. Our summer intern program continued in 2015, and as in the prior year the **S.W.A.T. Team** worked toward finding areas throughout the county that were breeding mosquitoes and were key players in spreading awareness about the vectors in our county.



Total Area Covered in Acres While Spraying For Mosquitoes

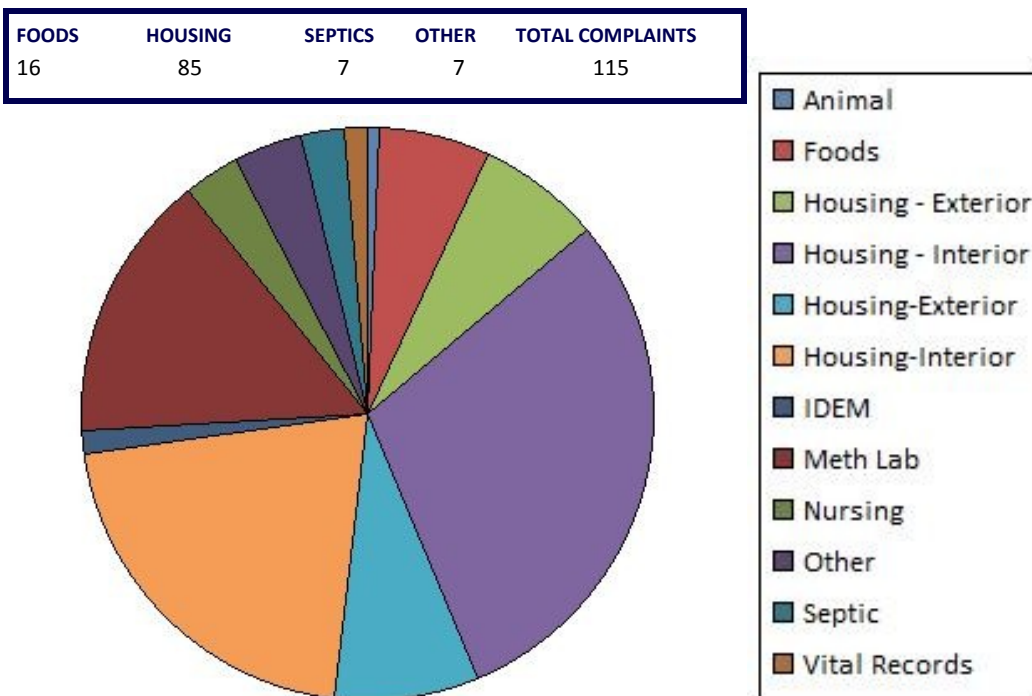
June	0	Square Acres
July	4383.4	Square Acres
August	1796.2	Square Acres
September	1017.9	Square Acres

2015 BITE REPORT INFORMATION



- 1 Dog specimen was sent to the state lab for rabies testing. The dog specimen submitted was declared to be negative for the Rabies Virus through the Indiana State Department Of Health's Virology-Immunology/Rabies Laboratory.

2015 COMPLAINT INFORMATION



The Montgomery County Health Department follows up on complaints that are called into our office by the general public, community agencies, and organizations. In 2014 the health department piloted a new tracking database that would easily document complaints, reports, and inquires on health department related topics. In 2015 the tracking database emerged and thrived filing 115 total complaints compared to 2014's 55 filed complaints. The majority of complaints are related to food establishments, housing issues, and septic/sewage problems. Other complaints that are often recorded pertain to mosquitoes, yard waste, illegal burning, rodents, and other miscellaneous issues. The Montgomery County Health Department works diligently with other community agencies, and organizations, to make sure each complaint is appropriately addressed.

2015 Foods Report

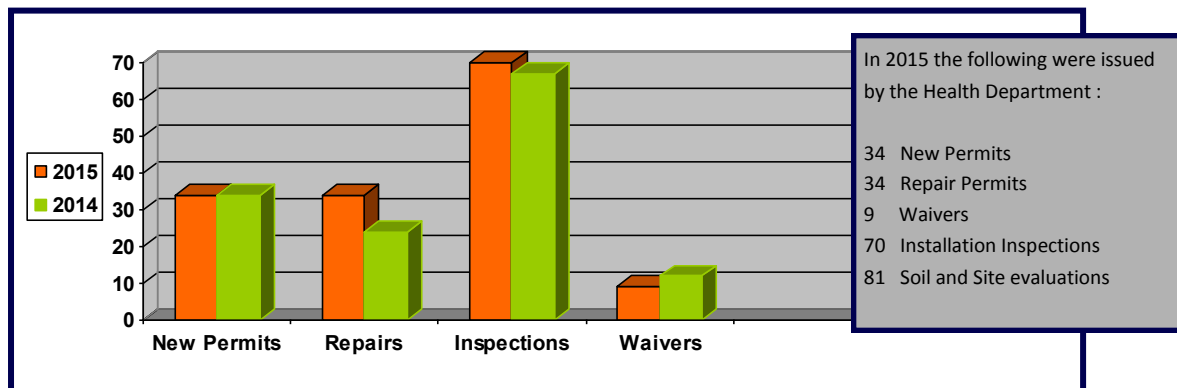
Montgomery County Health Department conducts inspections for retail food establishments (includes restaurants, groceries, and gas stations), temporary and seasonal permit holders, Farmer's Market, festivals, and special events permit holders to ensure that the Indiana State Food Code is being followed and that safe food practices are in place. Temporary permits are given to vendors who do not own or operate a local establishment in Montgomery County.

Montgomery County Health Department offers voluntary basic food training to local establishments that have a high turnover rate in employees, and establishments with young/inexperienced employees upon request.

INVESTIGATIONS	2014	2015	INSPECTIONS	2014	2015
Food Tampering investigations	0	3	School Kitchen Inspections	30	30
CLOSURES	2014	2015	Retail Food Establishment Inspections	171	172
Establishment Closures	10	10	Fraternity Kitchen Inspections	9	9
Health Department Closures	0	2	Re- Inspections	11	25
PERMITS ISSUED	2014	2015	Farmers Market Inspections	43	44
Retail Permits	197	154	NEW ESTABLISHMENTS	2014	2015
Seasonal/Temporary permits	68	57	New Plan Reviews	12	13
Farmers Market Permits	30	32	Opened In 2015	12	13
Non-for-profit Permits	18	19	Mobile Food Truck	0	1

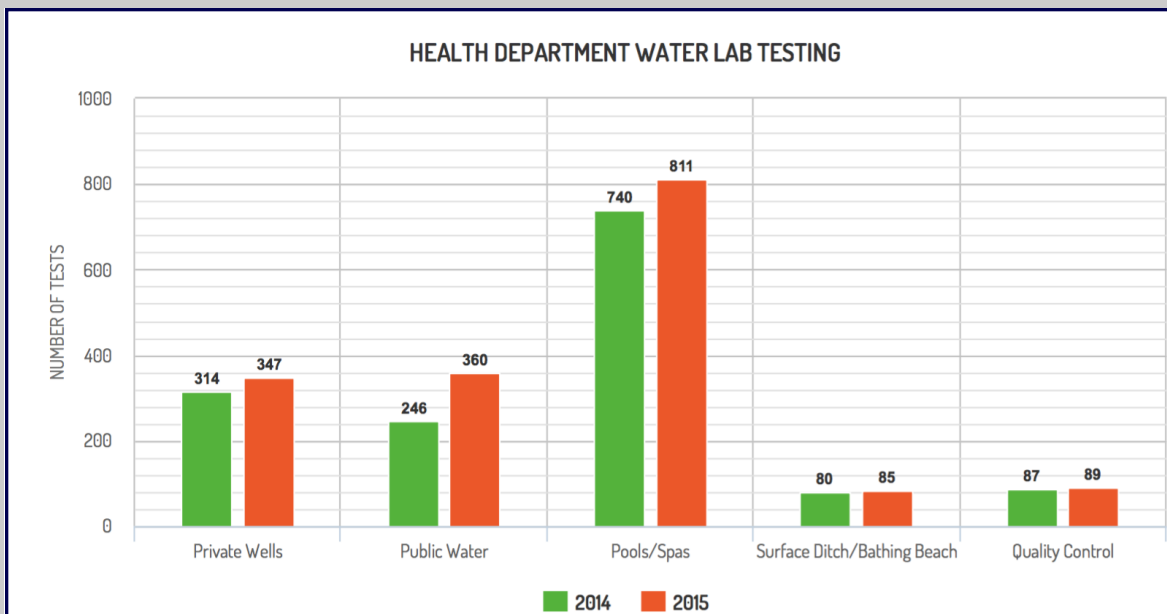
2015 Septic Report

Montgomery County Health Department saw a slight increase in septic permit fees with 34 new and 34 repair permits issued for 2015. Complaints related to septic systems were minimal. Waivers issued down slightly to 9. Waivers are issued to applicants who are adding on to their home and do not need to add on to a septic or are rebuilding on a lot where an approved septic already exists. This waiver is required to obtain a building permit through the building department. Also important to note is that 14 of the systems were replacing old tank and tile systems that had been discharging septic and raw sewage into creeks and ravines.



2015 WATER LAB INFORMATION

The Montgomery County Health Department provides water testing specifically for coliform bacteria and E. coli. Water testing services are offered for Private Wells, Public Water, Pools and Spas, Surface Ditch Water, Lakes/Bathing Beaches. A variety of quality control tests including Present/Absence tests, Heterotrophic Plate tests, and Quantitative tests are available. The Montgomery County Health Department also reviews test results that are sent to us from various other labs, including pool samples, drinking water bacteria samples, fluoride samples, and nitrate samples.



2014 Results

Total Inspections	32
Public Pools	3
Semi Public Pools	8

2015 Results

Total Inspections	38
Public Pools	3
Semi Public Pools	9

2015 SWIMMING POOLS INSPECTIONS

In May of 2013, the Montgomery County Health Department implemented an ordinance on public and semi-public pools and spas that falls in line with the Indiana State Rule 410 IAC 6-2.1. Our goal in implementing the ordinance was to make ensure the publics use of these pools was safe through requirements for those in charge of the pool maintenance. The ordinance requires that managers or identified employees of the pools owner have a complete understanding on pool maintenance procedures and the related codes established for safe use by public. Examples of this are maintaining the correct levels of the chemicals in the pool water, understanding the importance of correct chemical levels, and maintenance of the chemical log records of the chemical tests. Each entity is required to have a Certified Pool Operator on staff. The number of annual inspections is based on the type of swimming pool. Pools and spas open year round are inspected at least four times a year and seasonal pools are inspected at least twice during the season. In addition to the requirements, the state requires that all public and semi public pool owners submit a weekly water test for bacteriological testing. The results of these tests are recorded in the state IPOOLS database and sent to the state lab for monitoring. Two sequential failed water tests require a closure of the pool and proper remediation. A clean water sample must be achieved prior to reopening to the public.

Annual 2015 Nursing Report

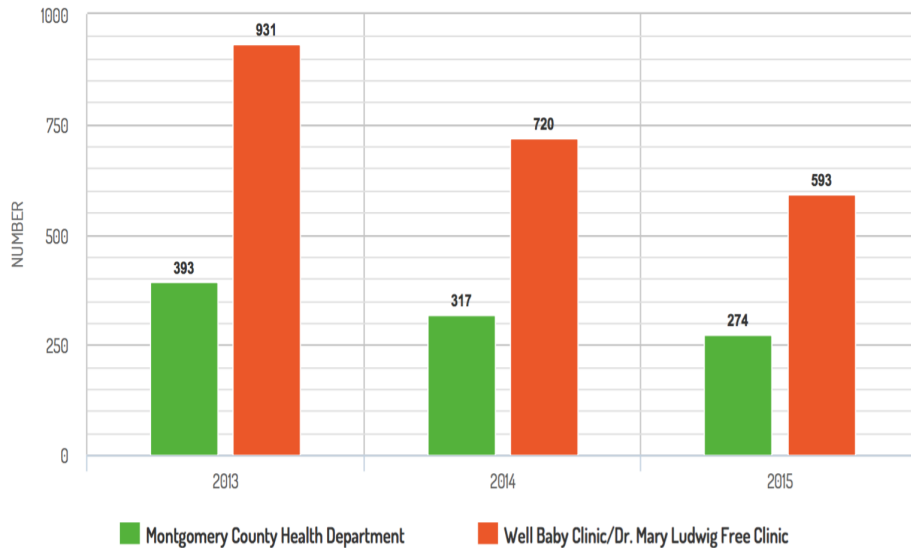
The health department is responsible for monitoring health trends

Montgomery County Health Department is active on several committees and boards throughout Montgomery County to ensure that matters of public health concern are properly addressed and reviewed by the health department. The Public Health Nurse sits on the Crawfordsville School Corporation Health Education Committee (formerly Aids Advisory) and the Montgomery County Free Clinic Board of Directors.

Opportunities to educate the community comes in many forms. This year the nursing division participated a community presentation to the League of Women Voters addressing discussions surrounding services provided by the health department and the HIV Outbreak in Scott County. Rebecca Lang acted as the Tuberculosis Expert and provided TB education to students of Crawfordsville Middle School participating in the Mock Trials held annually by Mrs. Hudson's 8th grade science classes.

IMMUNIZATIONS

2015 Nurses Report



Immunizations for infants and children administered through the Mary Ludwig Clinic have consistently decreased over the last three years. The decrease in vaccines administered may be attributed to:

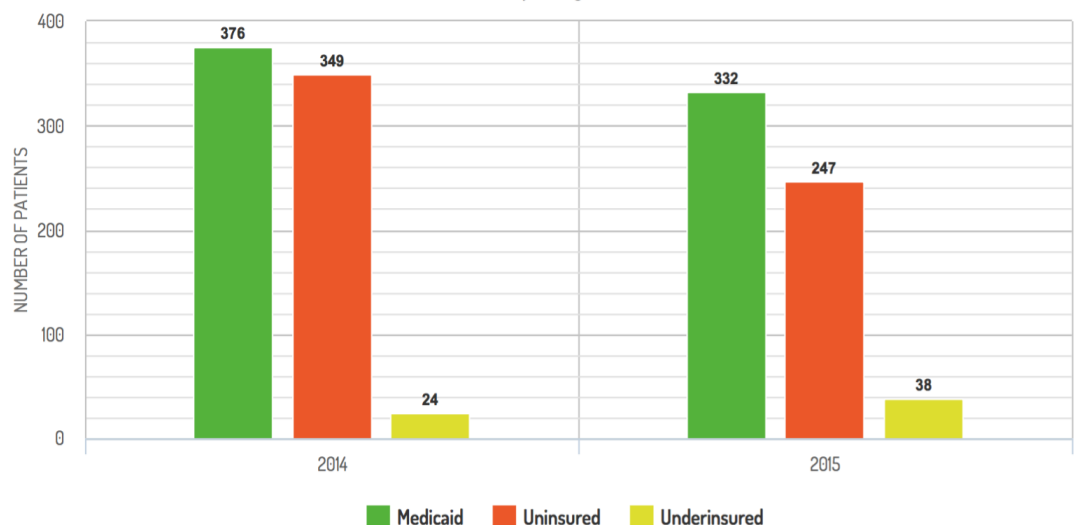
- the revision of stricter eligibility for the receiving the vaccine provided by the Vaccine for Children's Program, regulated by the Center for Disease Control
- the onset of the Affordable Care Act and continued Medicaid that assigns families to physicians accepting market insurance covering vaccine
- an increase in community physicians accepting Medicaid patients that provide immunizations

It is notable that even with the decrease of vaccine administration, there is a consistent group of individuals choosing not to purchase insurance.

Consistent decrease in adult vaccinations may be attributed to the increased access to vaccine providers in the community. Adults have opportunities to receive all adult vaccines not only from their healthcare provider, but from pharmacies.

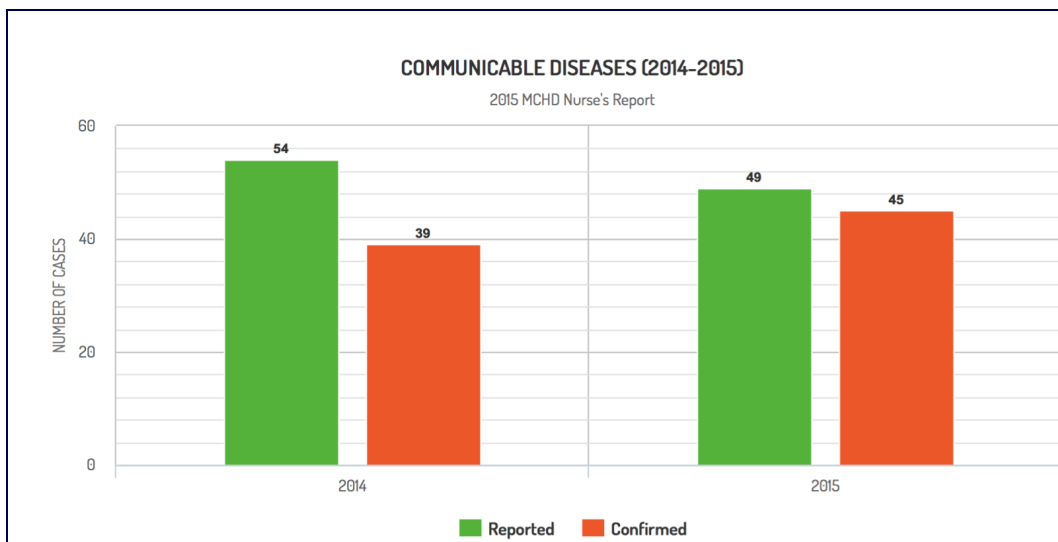
INSURANCE DEMOGRAPHICS

Dr. Mary Ludwig Free Clinic



Prepared by: Rebecca Lang, R.N., B.S.N.

Annual 2015 Nursing Report Cont.

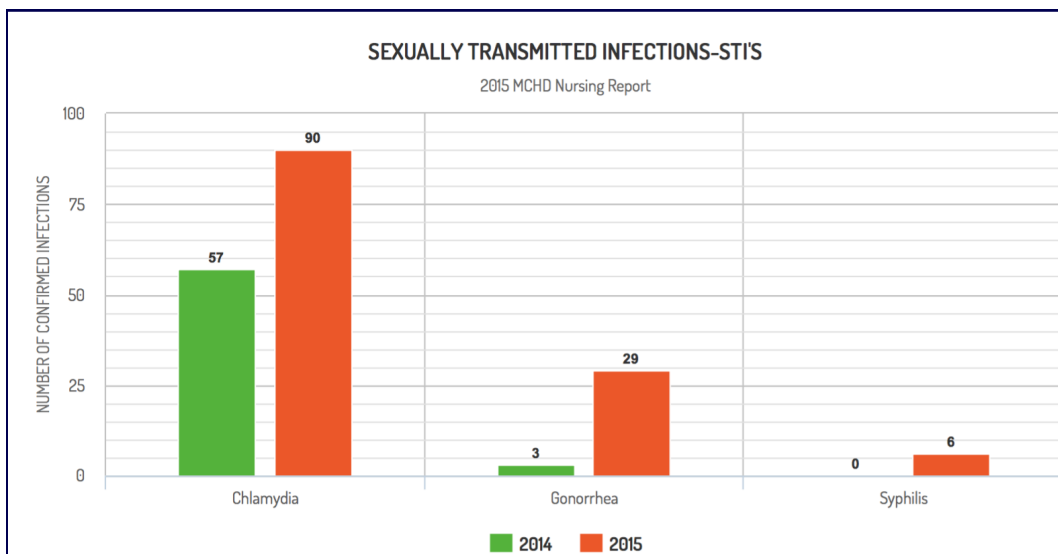


Investigations on reportable communicable diseases require a confirmatory lab test. Indiana State Department of Health communicable disease numbers are based on confirmatory lab tests specific to the disease defined as **confirmed**. Our communicable disease report numbers have remained consistent, only varying with disease trend. Often times a healthcare provider will order an antibody lab test that is interpreted as positive, however, unless the patient returns for care and a confirmatory lab test is ordered, the case may be identified as suspect defined as **reported**. Many of these labs are run through an emergency room and follow up care is not initiated.

Hepatitis C and HIV

Hepatitis C virus, or Hep C, is most commonly contracted through exposure to infected blood. Most commonly Hep C is transmitted through sharing contaminated needles, although, Hep C can also be contracted through sexual contact, and birth to an infected mother. People with HIV infection are at higher risk for hepatitis (B and C). In the United States, 25% of HIV infected people are also infected with Hep C. Chronic Hep C is often silent and many people can have the infection for decades without symptoms. Liver disease and liver cancer are the most serious side effects of Hep C infections. A vaccine for Hep C has not been developed [1].

[1.] www.cdc.gov/hiv/pdf/library/factsheets/hiv_and_viral_hepatitis.pdf



Roughly 33% of individuals who tested positive for an STI in 2015 used testing services provided by an emergency room

58% increase in Chlamydia cases from 2014 to 2015

10 fold increase in positive gonorrhea cases from 2014-2015

In 2014 no cases of Syphilis were reported as opposed to 2015

2015 Montgomery County Health Department Staff

Carl B. Howland, M.D.	Health Officer
Amber Reed	Public Health Administrator
Rebecca Lang, R.N.	Public Health Nurse
Adrianne Northcutt	Food Inspector
Samantha Swearingen	Vital Records Clerk/Health Educator
Don Orr	Septic Inspector
Brookanna Walters	Vital Records Clerk / Lab Analyst
Michele Thompson, R.N.	Part-Time Nurse

Health Board Members 2015

Nancy Sennett, R.N.	President
Scott Douglas M.D.	Vice President
Rhonda Day	Secretary
Sharon Keedy, D.V.M.	
John Walker, D.D.S.	
Carol Laursen	
Jeff Florey	



Public Health
Prevent. Promote. Protect.