

MONTGOMERY COUNTY, INDIANA

STRATEGIC FINANCIAL PLAN AND ANALYSIS

Revised March 8, 2024 {DRAFT}

Montgomery County Council and Commissioners



MONTGOMERY COUNTY, INDIANA

TABLE OF CONTENTS

STRATEGIC FINANCIAL PLAN AND ANALYSIS

Revised March 8, 2024 {DRAFT}

THIS DOCUMENT IS FOR INTERNAL MANAGEMENT USE ONLY. SEE ASSUMPTIONS. ACTUAL RESULTS MAY VARY AND THE DIFFERENCES MAY BE MATERIAL.

	<u>PAGE</u>
FINANCIAL HISTORY AND PROJECTIONS BY FUND	
1000 General Fund	1
General Fund Miscellaneous Revenues	2
General Fund Departments	3
1188 Reassessment Fund	12
0181 Debt Service	13
0181 - Amortization Schedule	14
1185 / 0281 L/R Bond Payments	15
0281 Amortization Schedule	16
1176 Highway Fund	17
1173 MVH Restricted Fund	18
1169 Local Road & Street Fund	19
1135 Cumulative Bridge Fund	20
Bridge Plan Summary	20a
1159 Health Fund	21
1170 Public Safety LIT	22
1401 EMS	23
1138 Cumulative Capital Development Fund	24
1186 Rainy Day Fund	25
4995 / 4899 Redevelopment	26
1191 Riverboat	27
8950 American Rescue Plan Act	28
9999 Solid Waste	29
XXXX Communication (Combined Funds)	30
Capital Improvements Plan (CIP) Schedule	31
PROPERTY TAX COMPONENTS AND DETAILS	
Property Tax Rates	32
Net Assessed Valuations	33
Maximum Property Tax Levy	34
Property Tax Impact -Union Twp - South Mont	36
COMPARISONS AND REVENUE OPTIONS	
Taxing District Pie Chart - Union Twp - South Mont	37
Property Tax Rate Comparison in West-Central Indiana	38
Operating Funds Comparison	39
Revenue Options	40
INCOME TAX COMPONENTS AND DETAILS	
Certified Shares Allocation to Units within the County	41
Public Safety LIT Allocation to Units within the County	42
History and Projection Local Income Tax (LIT)	43
ASSUMPTIONS	
Assumptions Supporting the Preceding Projections	44

MONTGOMERY COUNTY, INDIANA

FINANCIAL HISTORY AND PROJECTIONS BY FUND

1000 General Fund

Revised March 8, 2024 {DRAFT}

THIS DOCUMENT IS FOR INTERNAL MANAGEMENT USE ONLY. SEE ASSUMPTIONS. ACTUAL RESULTS MAY VARY AND THE DIFFERENCES MAY BE MATERIAL.

	Actual <u>2021</u>	Actual <u>2022</u>	Actual <u>2023</u>	BUDGET <u>2024</u>	Projected <u>2025</u>	Projected <u>2026</u>	Projected <u>2027</u>
BEGINNING CASH BALANCE	3,157,101	4,835,633	4,673,123	7,070,655	8,788,322	9,340,692	9,913,417
(Less Encumbrances)	(5,673)	(66,686)	(79,673)	(76,172)	0	0	0
BEGINNING FUND BALANCE	<u>3,151,428</u>	<u>4,768,947</u>	<u>4,593,450</u>	<u>6,994,482</u>	<u>8,788,322</u>	<u>9,340,692</u>	<u>9,913,417</u>
REVENUES:							
General Property Tax	6,571,087	6,865,390	6,988,501	7,103,586	7,196,767	7,495,007	7,909,890
Financial Institution Tax	74,920	88,274	60,210	61,202	62,004	64,574	68,148
Auto and Aircraft Excise Tax	468,404	476,549	431,982	439,096	444,855	463,291	488,936
Local Income Tax (LIT) Shares	3,941,736	3,733,969	4,297,213	4,686,313	4,833,616	4,946,734	5,128,610
Commercial Vehicle Excise Tax (CVET)	22,916	24,699	20,353	20,688	20,960	21,828	23,036
Licenses and Permits	33,742	59,095	30,496	30,496	30,496	30,496	30,496
Intergovernmental Revenue	617,084	438,140	471,277	471,277	471,277	471,277	471,277
Charges for Services	256,153	177,996	164,438	164,438	164,438	164,438	164,438
Fines and Fees	123,654	147,485	131,864	131,864	131,864	131,864	131,864
Miscellaneous Revenue	539,885	1,026,265	2,728,958	1,175,264	1,175,264	1,175,264	1,175,264
Other Receipts	2,110,260	259,423	959,436	757,935	0	0	0
TOTAL REVENUES	<u>14,759,841</u>	<u>13,297,286</u>	<u>16,284,727</u>	<u>15,042,157</u>	<u>14,531,540</u>	<u>14,964,772</u>	<u>15,591,958</u>
EXPENDITURES:							
Personal Services	6,821,722	7,043,242	8,925,478	9,390,770	9,672,493	9,962,668	10,261,548
Supplies	683,149	691,950	367,294	387,844	399,479	411,464	423,808
Other Services and Charges	5,177,405	5,216,301	3,360,816	3,648,351	3,757,802	3,870,536	3,986,652
Capital Outlay	186,280	154,455	143,955	196,955	532,864	538,950	545,218
Total Original Certified Budget	12,868,556	13,105,948	12,797,543	13,623,920	14,362,638	14,783,617	15,217,225
Additional Appropriations	88,805	911,957	232,500	0	0	0	0
(Unused) / Overspent Appropriations	184,961	(545,122)	(293,349)	(387,198)	(395,064)	(403,166)	(411,511)
Unappropriated Expenditures	0	0	1,147,000	11,596	11,596	11,596	11,596
TOTAL EXPENDITURES	<u>13,142,322</u>	<u>13,472,783</u>	<u>13,883,694</u>	<u>13,248,318</u>	<u>13,979,170</u>	<u>14,392,047</u>	<u>14,817,310</u>
NET INCREASE (DECREASE) IN FUND	<u>1,617,519</u>	<u>(175,497)</u>	<u>2,401,032</u>	<u>1,793,840</u>	<u>552,370</u>	<u>572,725</u>	<u>774,648</u>
Cash Reconciling Adjustment (State audit)	<hr/>						
ENDING FUND BALANCE	<u>\$ 4,768,947</u>	<u>\$ 4,593,450</u>	<u>\$ 6,994,482</u>	<u>\$ 8,788,322</u>	<u>\$ 9,340,692</u>	<u>\$ 9,913,417</u>	<u>\$ 10,688,065</u>

MONTGOMERY COUNTY, INDIANA
 FINANCIAL HISTORY AND PROJECTIONS BY FUND
 General Fund Miscellaneous Revenues
 Revised March 8, 2024 (DRAFT)

THIS DOCUMENT IS FOR INTERNAL MANAGEMENT USE ONLY. SEE ASSUMPTIONS. ACTUAL RESULTS MAY VARY AND THE DIFFERENCES MAY BE MATERIAL.

	Actual <u>2021</u>	Actual <u>2022</u>	Actual <u>2023</u>	BUDGET <u>2024</u>	Projected <u>2025</u>	Projected <u>2026</u>	Projected <u>2027</u>
Licenses and Permits							
Building Department Charges	33,742	59,095	30,496	30,496	30,496	30,496	30,496
Intergovernmental							
Liquor Excise Tax Distribution	1,040	627	990	990	990	990	990
Federal, State and Local Reimbursement for Services	616,045	437,513	470,287	470,287	470,287	470,287	470,287
Charges for Services							
IV-D Program	0	0	0	0	0	0	0
County Recorder	135,720	109,130	84,084	84,084	84,084	84,084	84,084
County Sheriff	7,228	6,341	13,449	13,449	13,449	13,449	13,449
County Treasurer	1,526	20	0	0	0	0	0
Election Expense	0	0	0	0	0	0	0
Probation	0	0	0	0	0	0	0
Other Charges for Services	0	0	0	0	0	0	0
Federal State and Local Reimbursement for Services	111,678	62,505	66,905	66,905	66,905	66,905	66,905
Exam of Records	0	0	0	0	0	0	0
Fines and Fees							
Court Costs	3	30,507	344	344	344	344	344
Other Court and Clerk	123,651	116,977	131,519	131,519	131,519	131,519	131,519
Miscellaneous							
Interest On Investments	55,650	422,183	2,053,695	500,000	500,000	500,000	500,000
Miscellaneous / Other Receipts	63,387	81,801	53,358	53,358	53,358	53,358	53,358
Cable Franchise Fees	0	0	0	0	0	0	0
Indirect Costs	0	0	0	0	0	0	0
Refunds and Reimbursements	406,145	510,556	605,019	605,019	605,019	605,019	605,019
Inmate Housing	0	0	0	0	0	0	0
Sewage Fees	7,229	4,690	0	0	0	0	0
Other	0	0	0	0	0	0	0
Tax Refund	0	0	8,697	8,697	8,697	8,697	8,697
Rental of Property	7,473	7,036	8,190	8,190	8,190	8,190	8,190
Other Receipts							
Transfer	709,357	11,855	0	0	0	0	0
Supplemental LIT	252,153	247,568	266,636	757,935	0	0	0
Other / One-Time (CARES / ARPA / INDOT)	1,148,749	0	692,800	0	0	0	0
TOTAL REVENUES	\$ 3,680,777	\$ 2,108,404	\$ 4,486,468	\$ 2,731,273	\$ 1,973,338	\$ 1,973,338	\$ 1,973,338

MONTGOMERY COUNTY, INDIANA
 FINANCIAL HISTORY AND PROJECTIONS BY FUND
 General Fund Departments
 Revised March 8, 2024 (DRAFT)

THIS DOCUMENT IS FOR INTERNAL MANAGEMENT USE ONLY. SEE ASSUMPTIONS. ACTUAL RESULTS MAY VARY AND THE DIFFERENCES MAY BE MATERIAL.

	Actual 2021	Actual 2022	Actual 2023	BUDGET 2024	Projected 2025	Projected 2026	Projected 2027
GENERAL FUND							
DEPARTMENTAL EXPENDITURES:							
CLERK OF CIRCUIT COURT							
Personal Services	279,649	316,482	321,198	324,306	334,035	344,056	354,378
Supplies	4,000	5,000	6,000	6,750	6,953	7,161	7,376
Other Services and Charges	1,100	1,100	750	1,250	1,288	1,326	1,366
Capital Outlay	0	0	0	0	0	0	0
Total Original Certified Budget	284,749	322,582	327,948	332,306	342,275	352,543	363,120
Additional Appropriations	0	0	0	0	0	0	0
(Unused) / Overspent Appropriations	27,329	9,068	35,145	(6,646)	(6,846)	(7,051)	(7,262)
TOTAL EXPENDITURES	312,078	331,650	363,093	325,660	335,430	345,493	355,857
COUNTY AUDITOR							
Personal Services	267,851	273,208	249,874	254,378	262,009	269,870	277,966
Supplies	0	0	0	0	0	0	0
Other Services and Charges	2,000	2,000	407,000	18,150	18,695	19,255	19,833
Capital Outlay	0	0	0	0	0	0	0
Total Original Certified Budget	269,851	275,208	656,874	272,528	280,704	289,125	297,799
Additional Appropriations	0	0	0	0	0	0	0
(Unused) / Overspent Appropriations	270,766	(3,820)	285,815	(5,451)	(5,614)	(5,782)	(5,956)
TOTAL EXPENDITURES	540,617	271,388	942,689	267,077	275,090	283,342	291,843
COUNTY TREASURER							
Personal Services	118,423	123,076	126,457	138,602	142,760	147,043	151,454
Supplies	5,500	5,500	5,500	5,500	5,665	5,835	6,010
Other Services and Charges	10,934	10,934	13,184	13,850	14,266	14,693	15,134
Capital Outlay	750	1,000	1,000	1,000	1,030	1,061	1,093
Total Original Certified Budget	135,607	140,510	146,141	158,952	163,721	168,632	173,691
Additional Appropriations	2,403	1,674	0	0	0	0	0
(Unused) / Overspent Appropriations	(5,472)	(1,970)	(9,835)	(3,179)	(3,274)	(3,373)	(3,474)
TOTAL EXPENDITURES	132,538	140,213	136,306	155,773	160,446	165,260	170,217
COUNTY RECORDER							
Personal Services	0	0	0	0	0	0	0
Supplies	0	0	0	0	0	0	0
Other Services and Charges	0	0	0	0	0	0	0
Capital Outlay	0	0	0	0	0	0	0
Total Original Certified Budget	0	0	0	0	0	0	0
Additional Appropriations	0	0	0	0	0	0	0
(Unused) / Overspent Appropriations	5,585	4,733	3,390	0	0	0	0
TOTAL EXPENDITURES	5,585	4,733	3,390	0	0	0	0

MONTGOMERY COUNTY, INDIANA

FINANCIAL HISTORY AND PROJECTIONS BY FUND

General Fund Departments

Revised March 8, 2024 (DRAFT)

THIS DOCUMENT IS FOR INTERNAL MANAGEMENT USE ONLY. SEE ASSUMPTIONS. ACTUAL RESULTS MAY VARY AND THE DIFFERENCES MAY BE MATERIAL.

	Actual <u>2021</u>	Actual <u>2022</u>	Actual <u>2023</u>	BUDGET <u>2024</u>	Projected <u>2025</u>	Projected <u>2026</u>	Projected <u>2027</u>
GENERAL FUND							
DEPARTMENTAL EXPENDITURES:							
COUNTY SHERIFF							
Personal Services	0	0	0	0	0	0	0
Supplies	0	0	0	0	0	0	0
Other Services and Charges	0	0	0	0	0	0	0
Capital Outlay	0	0	0	0	0	0	0
Total Original Certified Budget	0	0	0	0	0	0	0
Additional Appropriations	0	0	0	0	0	0	0
(Unused) / Overspent Appropriations	0	0	0	0	0	0	0
TOTAL EXPENDITURES	0	0	0	0	0	0	0
COUNTY SURVEYOR							
Personal Services	69,961	100,558	105,273	111,420	114,763	118,205	121,752
Supplies	400	1,400	1,900	1,900	1,957	2,016	2,076
Other Services and Charges	15,300	15,300	10,700	24,693	25,434	26,197	26,983
Capital Outlay	0	0	1,000	1,000	1,030	1,061	1,093
Total Original Certified Budget	85,661	117,258	118,873	139,013	143,183	147,479	151,903
Additional Appropriations	0	(35,383)	0	0	0	0	0
(Unused) / Overspent Appropriations	(6,744)	(1,069)	(37,470)	(2,780)	(2,864)	(2,950)	(3,038)
TOTAL EXPENDITURES	78,917	80,807	81,403	136,233	140,320	144,529	148,865
COUNTY CORONER							
Personal Services	36,719	39,895	40,695	43,034	44,325	45,655	47,024
Supplies	2,000	2,000	2,000	2,000	2,060	2,122	2,185
Other Services and Charges	24,250	24,743	44,250	34,250	35,278	36,336	37,426
Capital Outlay	5,000	7,605	7,605	7,605	7,833	8,068	8,310
Total Original Certified Budget	67,969	74,243	94,550	86,889	89,496	92,181	94,946
Additional Appropriations	0	10,000	0	0	0	0	0
(Unused) / Overspent Appropriations	(9,390)	(12,607)	(19,124)	(1,738)	(1,790)	(1,844)	(1,899)
TOTAL EXPENDITURES	58,579	71,636	75,426	85,151	87,706	90,337	93,047
COUNTY ASSESSOR							
Personal Services	52,749	53,804	57,380	62,692	64,573	66,510	68,505
Supplies	0	0	0	0	0	0	0
Other Services and Charges	0	0	0	0	0	0	0
Capital Outlay	0	0	0	0	0	0	0
Total Original Certified Budget	52,749	53,804	57,380	62,692	64,573	66,510	68,505
Additional Appropriations	0	2,500	0	0	0	0	0
(Unused) / Overspent Appropriations	0	325	4,522	(1,254)	(1,291)	(1,330)	(1,370)
TOTAL EXPENDITURES	52,749	56,629	61,902	61,438	63,281	65,180	67,135

General Fund Departments

MONTGOMERY COUNTY, INDIANA

FINANCIAL HISTORY AND PROJECTIONS BY FUND

General Fund Departments

Revised March 8, 2024 (DRAFT)

THIS DOCUMENT IS FOR INTERNAL MANAGEMENT USE ONLY. SEE ASSUMPTIONS. ACTUAL RESULTS MAY VARY AND THE DIFFERENCES MAY BE MATERIAL.

	Actual <u>2021</u>	Actual <u>2022</u>	Actual <u>2023</u>	BUDGET <u>2024</u>	Projected <u>2025</u>	Projected <u>2026</u>	Projected <u>2027</u>
GENERAL FUND							
DEPARTMENTAL EXPENDITURES:							
PROSECUTING ATTORNEY							
Personal Services	295,694	284,990	383,305	402,438	414,511	426,946	439,755
Supplies	8,850	10,850	10,850	10,850	11,176	11,511	11,856
Other Services and Charges	16,629	19,275	20,275	21,275	21,913	22,571	23,248
Capital Outlay	12,000	14,000	15,000	18,000	18,540	19,096	19,669
Total Original Certified Budget	333,173	329,115	429,430	452,563	466,140	480,124	494,528
Additional Appropriations / Pay Raises	0	0	0	0	0	0	0
Retirement & FICA	0	0	0	0	0	0	0
(Unused) / Overspent Appropriations	(33,607)	(9,491)	(79,807)	(9,051)	(9,323)	(9,602)	(9,891)
TOTAL EXPENDITURES	299,566	319,624	349,623	443,512	456,817	470,522	484,637
REGISTRATION OF VOTERS							
Personal Services	39,193	35,200	2,000	0	0	0	0
Supplies	500	500	750	0	0	0	0
Other Services and Charges	40	40	50	0	0	0	0
Capital Outlay	0	0	0	0	0	0	0
Total Original Certified Budget	39,733	35,740	2,800	0	0	0	0
Additional Appropriations	0	0	0	0	0	0	0
(Unused) / Overspent Appropriations	(270)	(34,000)	914	0	0	0	0
TOTAL EXPENDITURES	39,463	1,740	3,714	0	0	0	0
COOPERATIVE EXTENSION SERVICE							
Personal Services	32,526	33,727	34,391	36,050	37,132	38,245	39,393
Supplies	4,200	4,200	4,200	4,200	4,326	4,456	4,589
Other Services and Charges	122,316	126,192	135,050	140,315	144,524	148,860	153,326
Capital Outlay	2,300	2,300	2,350	2,350	2,421	2,493	2,568
Total Original Certified Budget	161,342	166,419	175,991	182,915	188,402	194,055	199,876
Additional Appropriations	986	261	0	0	0	0	0
(Unused) / Overspent Appropriations	(2,585)	(10)	(543)	(3,658)	(3,768)	(3,881)	(3,998)
TOTAL EXPENDITURES	159,743	166,670	175,448	179,257	184,634	190,173	195,879
VETERANS SERVICE OFFICER							
Personal Services	19,733	20,128	22,500	37,623	38,752	39,914	41,112
Supplies	1,599	1,150	1,300	1,600	1,648	1,697	1,748
Other Services and Charges	2,450	1,950	1,300	1,200	1,236	1,273	1,311
Capital Outlay	0	0	0	0	0	0	0
Total Original Certified Budget	23,782	23,228	25,100	40,423	41,636	42,885	44,171
Additional Appropriations	0	(261)	0	0	0	0	0
(Unused) / Overspent Appropriations	(5,343)	(3,623)	(3,449)	(808)	(833)	(858)	(883)
TOTAL EXPENDITURES	18,439	19,344	21,651	39,615	40,803	42,027	43,288

MONTGOMERY COUNTY, INDIANA
FINANCIAL HISTORY AND PROJECTIONS BY FUND
 General Fund Departments
 Revised March 8, 2024 (DRAFT)

THIS DOCUMENT IS FOR INTERNAL MANAGEMENT USE ONLY. SEE ASSUMPTIONS. ACTUAL RESULTS MAY VARY AND THE DIFFERENCES MAY BE MATERIAL.

	Actual <u>2021</u>	Actual <u>2022</u>	Actual <u>2023</u>	BUDGET <u>2024</u>	Projected <u>2025</u>	Projected <u>2026</u>	Projected <u>2027</u>
GENERAL FUND							
DEPARTMENTAL EXPENDITURES:							
COUNTY COUNCIL							
Personal Services	35,000	35,000	35,000	35,000	36,050	37,132	38,245
Supplies	0	0	0	0	0	0	0
Other Services and Charges	227,750	243,250	243,250	168,250	173,298	178,496	183,851
Capital Outlay	0	0	0	0	0	0	0
Total Original Certified Budget	262,750	278,250	278,250	203,250	209,348	215,628	222,097
Additional Appropriations	0	0	0	0	0	0	0
(Unused) / Overspent Appropriations	(138,750)	(139,981)	(230,183)	(129,065)	(129,187)	(129,313)	(129,442)
TOTAL EXPENDITURES	124,000	138,269	48,067	74,185	80,161	86,315	92,655
DRAINAGE BOARD							
Personal Services	14,400	14,400	14,400	14,400	14,832	15,277	15,735
Supplies	0	0	0	0	0	0	0
Other Services and Charges	6,650	6,650	6,650	56,650	58,350	60,100	61,903
Capital Outlay	0	0	0	0	0	0	0
Total Original Certified Budget	21,050	21,050	21,050	71,050	73,182	75,377	77,638
Additional Appropriations	0	0	0	0	0	0	0
(Unused) / Overspent Appropriations	(1,140)	(1,937)	(551)	(1,421)	(1,464)	(1,508)	(1,553)
TOTAL EXPENDITURES	19,910	19,113	20,500	69,629	71,718	73,869	76,085
PTABOA BOARD							
Personal Services	2,700	2,700	2,700	2,700	2,781	2,864	2,950
Supplies	0	0	0	0	0	0	0
Other Services and Charges	0	0	0	0	0	0	0
Capital Outlay	0	0	0	0	0	0	0
Total Original Certified Budget	2,700	2,700	2,700	2,700	2,781	2,864	2,950
Additional Appropriations	0	0	0	0	0	0	0
(Unused) / Overspent Appropriations	(1,800)	(1,800)	(900)	(54)	(56)	(57)	(59)
TOTAL EXPENDITURES	900	900	1,800	2,646	2,725	2,807	2,891
COUNTY COMMISSIONERS							
Personal Services	1,781,504	1,853,824	3,217,558	3,303,968	3,403,087	3,505,180	3,610,335
Supplies	600	600	600	600	618	637	656
Other Services and Charges	3,416,027	3,489,086	1,597,010	1,757,913	1,810,650	1,864,970	1,920,919
Capital Outlay	0	0	0	0	0	0	0
Total Original Certified Budget	5,198,131	5,343,510	4,815,168	5,062,481	5,214,355	5,370,786	5,531,910
Additional Appropriations	60,000	896,441	232,500	0	0	0	0
(Unused) / Overspent Appropriations	713,088	139,803	346,685	(101,250)	(104,287)	(107,416)	(110,638)
TOTAL EXPENDITURES	5,971,219	6,379,754	5,394,353	4,961,231	5,110,068	5,263,370	5,421,271

MONTGOMERY COUNTY, INDIANA
FINANCIAL HISTORY AND PROJECTIONS BY FUND
 General Fund Departments
 Revised March 8, 2024 (DRAFT)

THIS DOCUMENT IS FOR INTERNAL MANAGEMENT USE ONLY. SEE ASSUMPTIONS. ACTUAL RESULTS MAY VARY AND THE DIFFERENCES MAY BE MATERIAL.

	Actual 2021	Actual 2022	Actual 2023	BUDGET 2024	Projected 2025	Projected 2026	Projected 2027
GENERAL FUND							
DEPARTMENTAL EXPENDITURES:							
ELECTION EXPENSE							
Personal Services	2,100	32,300	16,000	40,000	41,200	42,436	43,709
Supplies	5,000	5,000	5,000	5,000	5,150	5,305	5,464
Other Services and Charges	51,600	58,200	58,400	7,900	8,137	8,381	8,633
Capital Outlay	81,780	35,000	35,000	90,000	92,700	95,481	98,345
Total Original Certified Budget	140,480	130,500	114,400	142,900	147,187	151,603	156,151
Additional Appropriations	0	0	0	0	0	0	0
(Unused) / Overspent Appropriations	(25,230)	(6,643)	(30,498)	(2,858)	(2,944)	(3,032)	(3,123)
TOTAL EXPENDITURES	115,250	123,857	83,902	140,042	144,243	148,571	153,028
Mapping (GIS)							
Personal Services	83,550	91,800	91,767	96,264	99,152	102,126	105,190
Supplies	0	0	0	0	0	0	0
Other Services and Charges	0	0	0	0	0	0	0
Capital Outlay	0	0	0	0	0	0	0
Total Original Certified Budget	83,550	91,800	91,767	96,264	99,152	102,126	105,190
Additional Appropriations	0	0	0	0	0	0	0
(Unused) / Overspent Appropriations	(10,400)	(76)	0	(1,925)	(1,983)	(2,043)	(2,104)
TOTAL EXPENDITURES	73,150	91,724	91,767	94,339	97,169	100,084	103,086
SUPERIOR COURT #1							
Personal Services	114,806	102,174	118,020	121,638	125,287	129,046	132,917
Supplies	7,844	7,844	9,844	9,844	10,139	10,443	10,757
Other Services and Charges	60,900	69,400	71,900	78,400	80,752	83,175	85,670
Capital Outlay	1,000	1,000	1,000	1,000	1,030	1,061	1,093
Total Original Certified Budget	184,550	180,418	200,764	210,882	217,208	223,725	230,436
Additional Appropriations	8,000	9,145	0	0	0	0	0
(Unused) / Overspent Appropriations	(54,891)	(29,758)	(32,359)	(4,218)	(4,344)	(4,474)	(4,609)
TOTAL EXPENDITURES	137,659	159,805	168,405	206,664	212,864	219,250	225,828
SUPERIOR COURT #2							
Personal Services	123,589	93,840	108,840	114,172	117,597	121,125	124,759
Supplies	1,700	3,700	4,500	10,000	10,300	10,609	10,927
Other Services and Charges	40,344	49,734	50,234	51,034	52,565	54,142	55,766
Capital Outlay	0	0	0	0	0	0	0
Total Original Certified Budget	165,633	147,274	163,574	175,206	180,462	185,876	191,452
Additional Appropriations	0	0	0	0	0	0	0
(Unused) / Overspent Appropriations	(52,969)	(21,189)	4,678	(3,504)	(3,609)	(3,718)	(3,829)
TOTAL EXPENDITURES	112,664	126,085	168,252	171,702	176,853	182,159	187,623

MONTGOMERY COUNTY, INDIANA
 FINANCIAL HISTORY AND PROJECTIONS BY FUND
 General Fund Departments
 Revised March 8, 2024 (DRAFT)

THIS DOCUMENT IS FOR INTERNAL MANAGEMENT USE ONLY. SEE ASSUMPTIONS. ACTUAL RESULTS MAY VARY AND THE DIFFERENCES MAY BE MATERIAL.

	Actual <u>2021</u>	Actual <u>2022</u>	Actual <u>2023</u>	BUDGET <u>2024</u>	Projected <u>2025</u>	Projected <u>2026</u>	Projected <u>2027</u>
GENERAL FUND							
DEPARTMENTAL EXPENDITURES:							
CIRCUIT COURT							
Personal Services	128,753	131,327	146,327	141,083	145,315	149,675	154,165
Supplies	3,500	3,500	3,500	5,500	5,665	5,835	6,010
Other Services and Charges	115,050	114,900	117,900	131,100	135,033	139,084	143,257
Capital Outlay	2,000	2,000	2,000	2,000	2,060	2,122	2,185
Total Original Certified Budget	249,303	251,727	269,727	279,683	288,073	296,716	305,617
Additional Appropriations	0	7,822	0	0	0	0	0
(Unused) / Overspent Appropriations	(44,612)	(41,236)	(70,029)	(5,594)	(5,761)	(5,934)	(6,112)
TOTAL EXPENDITURES	204,691	218,313	199,698	274,089	282,312	290,781	299,505
PROBATION							
Personal Services	492,741	533,276	632,407	656,419	676,112	696,395	717,287
Supplies	0	0	0	0	0	0	0
Other Services and Charges	0	0	0	0	0	0	0
Capital Outlay	0	0	0	0	0	0	0
Total Original Certified Budget	492,741	533,276	632,407	656,419	676,112	696,395	717,287
Additional Appropriations	0	(13,889)	0	0	0	0	0
(Unused) / Overspent Appropriations	(4,574)	(25)	(9,288)	(13,128)	(13,522)	(13,928)	(14,346)
TOTAL EXPENDITURES	488,167	519,362	623,119	643,291	662,589	682,467	702,941
PUBLIC DEFENDER							
Personal Services	313,405	315,364	352,966	494,229	509,056	524,328	540,057
Supplies	8,000	8,400	7,400	7,400	7,622	7,851	8,086
Other Services and Charges	97,350	96,350	167,350	139,750	143,943	148,261	152,709
Capital Outlay	3,800	3,800	3,500	3,500	3,605	3,713	3,825
Total Original Certified Budget	422,555	423,914	531,216	644,879	664,225	684,152	704,677
Additional Appropriations / Pay Raises	0	0	0	0	0	0	0
Retirement / FICA	0	0	0	0	0	0	0
(Unused) / Overspent Appropriations	(45,092)	(27,729)	(85,915)	(12,898)	(13,285)	(13,683)	(14,094)
TOTAL EXPENDITURES	377,463	396,185	445,301	631,981	650,941	670,469	690,583
WEIGHTS & MEASURES INSPECTOR							
Personal Services	8,635	15,000	15,300	16,050	16,532	17,027	17,538
Supplies	350	350	350	350	361	371	382
Other Services and Charges	1,805	1,805	1,805	1,805	1,859	1,915	1,972
Capital Outlay	0	0	0	0	0	0	0
Total Original Certified Budget	10,790	17,155	17,455	18,205	18,751	19,314	19,893
Additional Appropriations	0	0	0	0	0	0	0
(Unused) / Overspent Appropriations	(690)	(423)	(395)	(364)	(375)	(386)	(398)
TOTAL EXPENDITURES	10,100	16,732	17,060	17,841	18,376	18,927	19,495

MONTGOMERY COUNTY, INDIANA
 FINANCIAL HISTORY AND PROJECTIONS BY FUND
 General Fund Departments
 Revised March 8, 2024 (DRAFT)

THIS DOCUMENT IS FOR INTERNAL MANAGEMENT USE ONLY. SEE ASSUMPTIONS. ACTUAL RESULTS MAY VARY AND THE DIFFERENCES MAY BE MATERIAL.

	Actual 2021	Actual 2022	Actual 2023	BUDGET 2024	Projected 2025	Projected 2026	Projected 2027
GENERAL FUND							
DEPARTMENTAL EXPENDITURES:							
BUILDING DEPARTMENT							
Personal Services	141,784	144,619	151,818	165,378	170,339	175,450	180,713
Supplies	4,300	4,400	5,200	5,900	6,077	6,259	6,447
Other Services and Charges	22,000	19,600	17,094	7,594	7,822	8,056	8,298
Capital Outlay	2,650	12,750	500	500	515	530	546
Total Original Certified Budget	170,734	181,369	174,612	179,372	184,753	190,296	196,005
Additional Appropriations	0	0	0	0	0	0	0
(Unused) / Overspent Appropriations	(8,273)	(16,125)	(12,351)	(3,587)	(3,695)	(3,806)	(3,920)
TOTAL EXPENDITURES	162,461	165,244	162,261	175,785	181,058	186,490	192,085
BUILDING MAINTENANCE							
Personal Services	72,601	74,003	95,436	103,084	106,177	109,362	112,643
Supplies	10,000	10,450	11,150	13,000	13,390	13,792	14,205
Other Services and Charges	86,670	99,090	98,295	170,435	175,548	180,814	186,239
Capital Outlay	0	0	0	0	0	0	0
Total Original Certified Budget	169,271	183,543	204,881	286,519	295,115	303,968	313,087
Additional Appropriations	0	0	0	0	0	0	0
(Unused) / Overspent Appropriations	(45,289)	(37,122)	(59,198)	(5,730)	(5,902)	(6,079)	(6,262)
TOTAL EXPENDITURES	123,982	146,421	145,683	280,789	289,212	297,889	306,825
4-D PROGRAM							
Personal Services	317,895	324,809	327,039	329,839	339,734	349,926	360,424
Supplies	6,000	6,000	6,000	6,000	6,180	6,365	6,556
Other Services and Charges	6,500	6,500	6,500	8,000	8,240	8,487	8,742
Capital Outlay	0	0	0	0	0	0	0
Total Original Certified Budget	330,395	337,309	339,539	343,839	354,154	364,779	375,722
Additional Appropriations	0	0	0	0	0	0	0
(Unused) / Overspent Appropriations	(56,404)	(63,175)	(72,435)	(6,877)	(7,083)	(7,296)	(7,514)
TOTAL EXPENDITURES	273,991	274,134	267,104	336,962	347,071	357,483	368,208
SOIL & WATER							
Personal Services	81,130	76,722	78,256	84,880	87,426	90,049	92,751
Supplies	1,350	1,600	1,600	1,600	1,648	1,697	1,748
Other Services and Charges	0	13,322	13,322	7,580	7,807	8,042	8,283
Capital Outlay	0	0	0	0	0	0	0
Total Original Certified Budget	82,480	91,644	93,178	94,060	96,882	99,788	102,782
Additional Appropriations	0	0	0	0	0	0	0
(Unused) / Overspent Appropriations	(14,130)	(11,837)	(11,124)	(1,881)	(1,938)	(1,996)	(2,056)
TOTAL EXPENDITURES	68,350	79,807	82,054	92,179	94,944	97,792	100,726

MONTGOMERY COUNTY, INDIANA

FINANCIAL HISTORY AND PROJECTIONS BY FUND

General Fund Departments

Revised March 8, 2024 (DRAFT)

THIS DOCUMENT IS FOR INTERNAL MANAGEMENT USE ONLY. SEE ASSUMPTIONS. ACTUAL RESULTS MAY VARY AND THE DIFFERENCES MAY BE MATERIAL.

	Actual <u>2021</u>	Actual <u>2022</u>	Actual <u>2023</u>	BUDGET <u>2024</u>	Projected <u>2025</u>	Projected <u>2026</u>	Projected <u>2027</u>
GENERAL FUND							
DEPARTMENTAL EXPENDITURES:							
SECURITY SERVICES							
Personal Services	172,247	199,500	224,300	243,587	250,895	258,421	266,174
Supplies	500	500	500	500	515	530	546
Other Services and Charges	5,500	5,500	5,500	5,500	5,665	5,835	6,010
Capital Outlay	0	0	0	0	0	0	0
Total Original Certified Budget	178,247	205,500	230,300	249,587	257,075	264,787	272,730
Additional Appropriations	0	0	0	0	0	0	0
(Unused) / Overspent Appropriations	(20,897)	(12,020)	(11,637)	(4,992)	(5,141)	(5,296)	(5,455)
TOTAL EXPENDITURES	157,350	193,480	218,663	244,595	251,933	259,491	267,276
EMERGENCY MANAGEMENT							
Personal Services	127,240	130,240	142,242	127,600	131,428	135,371	139,432
Supplies	4,000	6,000	8,000	9,000	9,270	9,548	9,835
Other Services and Charges	29,120	27,260	28,047	28,457	29,311	30,190	31,096
Capital Outlay	0	0	0	0	0	0	0
Total Original Certified Budget	160,360	163,500	178,289	165,057	170,009	175,109	180,362
Additional Appropriations	7,456	2,365	0	0	0	0	0
(Unused) / Overspent Appropriations	(9,893)	(18,301)	(28,739)	(3,301)	(3,400)	(3,502)	(3,607)
TOTAL EXPENDITURES	157,923	147,564	149,550	161,756	166,609	171,607	176,755
JAIL							
Personal Services	1,595,144	1,591,276	1,812,029	1,889,936	1,946,634	2,005,033	2,065,184
Supplies	461,756	462,806	133,550	141,750	146,003	150,383	154,894
Other Services and Charges	509,720	514,720	43,000	53,000	54,590	56,228	57,915
Capital Outlay	0	0	0	0	0	0	0
Total Original Certified Budget	2,566,620	2,568,802	1,988,579	2,084,686	2,147,227	2,211,643	2,277,993
Additional Appropriations	9,960	3,521	0	0	0	0	0
(Unused) / Overspent Appropriations	(136,177)	(172,665)	(125,641)	(41,694)	(42,945)	(44,233)	(45,560)
TOTAL EXPENDITURES	2,440,403	2,399,658	1,862,938	2,042,992	2,104,282	2,167,411	2,232,433
COUNTY IT							
Personal Services		0	0	0	0	0	0
Supplies	140,200	140,200	137,600	138,600	142,758	147,041	151,452
Other Services and Charges	199,400	199,400	202,000	206,000	212,180	218,545	225,102
Capital Outlay	75,000	75,000	75,000	70,000	72,100	74,263	76,491
Total Original Certified Budget	414,600	414,600	414,600	414,600	427,038	439,849	453,045
Additional Appropriations	0	27,760	0	0	0	0	0
(Unused) / Overspent Appropriations	(43,184)	(30,421)	(43,029)	(8,292)	(8,541)	(8,797)	(9,061)
TOTAL EXPENDITURES	371,416	411,939	371,571	406,308	418,497	431,052	443,984
General Fund Departments	Page	10	FINANCIAL HISTORY AND PROJECTIONS BY FUND				

MONTGOMERY COUNTY, INDIANA
 FINANCIAL HISTORY AND PROJECTIONS BY FUND
 General Fund Departments
 Revised March 8, 2024 (DRAFT)

THIS DOCUMENT IS FOR INTERNAL MANAGEMENT USE ONLY. SEE ASSUMPTIONS. ACTUAL RESULTS MAY VARY AND THE DIFFERENCES MAY BE MATERIAL.

	Actual <u>2021</u>	Actual <u>2022</u>	Actual <u>2023</u>	BUDGET <u>2024</u>	Projected <u>2025</u>	Projected <u>2026</u>	Projected <u>2027</u>
GENERAL FUND							
DEPARTMENTAL EXPENDITURES:							
OTHER							
MVH Equipment ???	0	0	0	0	0	0	0
Supplies	1,000	0	0	0	0	0	0
Other Services and Charges	106,000	0	0	514,000	529,420	545,303	561,662
Community Crossing Grant Match	0	0	0	0	330,000	330,000	330,000
Total Original Certified Budget	107,000	0	0	514,000	859,420	875,303	891,662
Additional Appropriations	0	0	0	0	0	0	0
(Unused) / Overspent Appropriations	(54,000)	0	0	0	0	0	0
TOTAL EXPENDITURES	53,000	0	0	514,000	859,420	875,303	891,662
DEPARTMENTAL TOTAL							
Personal Services	6,821,722	7,043,242	8,925,478	9,390,770	9,672,493	9,962,668	10,261,548
Supplies	683,149	691,950	367,294	387,844	399,479	411,464	423,808
Other Services and Charges	5,177,405	5,216,301	3,360,816	3,648,351	3,757,802	3,870,536	3,986,652
Capital Outlay	186,280	154,455	143,955	196,955	532,864	538,950	545,218
DEPARTMENTAL TOTAL	12,868,556	13,105,948	12,797,543	13,623,920	14,362,638	14,783,617	15,217,225
Additional Appropriations	88,805	911,957	232,500	0	0	0	0
(Unused) / Overspent Appropriations	184,961	(545,122)	(293,349)	(387,198)	(395,064)	(403,166)	(411,511)
Unappropriated Expenditures	0	0	1,147,000	11,596	11,596	11,596	11,596
TOTAL EXPENDITURES	13,142,322	13,472,783	13,883,694	13,248,318	13,979,170	14,392,047	14,817,310

MONTGOMERY COUNTY, INDIANA

FINANCIAL HISTORY AND PROJECTIONS BY FUND

1188 Reassessment Fund

Revised March 8, 2024 {DRAFT}

THIS DOCUMENT IS FOR INTERNAL MANAGEMENT USE ONLY. SEE ASSUMPTIONS. ACTUAL RESULTS MAY VARY AND THE DIFFERENCES MAY BE MATERIAL.

	Actual 2021	Actual 2022	Actual 2023	BUDGET 2024	Projected 2025	Projected 2026	Projected 2027
BEGINNING CASH BALANCE	55,157	193,742	198,725	287,333	175,961	175,416	179,606
(Less Encumbrances)	0	0	0	0	0	0	0
BEGINNING FUND BALANCE	55,157	193,742	198,725	287,333	175,961	175,416	179,606
REVENUES:							
General Property Tax	418,650	321,912	374,952	265,409	379,768	395,588	412,117
Financial Institution Tax	4,814	4,123	3,218	2,278	3,259	3,395	3,537
Auto and Aircraft Excise Tax	30,100	22,260	23,085	16,341	23,382	24,356	25,374
Commercial Vehicle Excise Tax (CVET)	1,473	1,154	1,088	770	1,102	1,148	1,195
Interest Earned	0	0	0	0	0	0	0
Temporary Loan	0	0	0	0	0	0	0
Sale of Investments	0	0	0	0	0	0	0
Other	0	0	0	0	0	0	0
Property Tax Revenues Paid in a Future Year	0	0	0	0	0	0	0
Transfer of Funds	155,157	0	0	0	0	0	0
TOTAL REVENUES	610,193	349,450	402,342	284,797	407,511	424,487	442,222
EXPENDITURES:							
Personal Services	209,377	177,652	212,210	231,065	237,997	245,137	252,491
Supplies	13,000	13,000	13,000	13,000	13,390	13,792	14,205
Other Services and Charges	152,500	185,500	160,190	160,190	164,996	169,946	175,044
Capital Outlay	0	0	0	0	0	0	0
Total Original Certified Budget	374,877	376,152	385,400	404,255	416,383	428,874	441,740
Additional Appropriations (Unused) / Overspent Appropriations	0 96,731	0 (31,685)	0 (71,666)	0 (8,085)	0 (8,328)	0 (8,577)	0 (8,835)
TOTAL EXPENDITURES	471,608	344,467	313,734	396,170	408,055	420,297	432,906
NET INCREASE (DECREASE) IN FUND	138,585	4,983	88,608	(111,373)	(544)	4,190	9,317
Cash Reconciling Adjustment	0	0	0	0	0	0	0
ENDING FUND BALANCE	193,742	198,725	287,333	175,961	175,416	179,606	188,923

MONTGOMERY COUNTY, INDIANA

FINANCIAL HISTORY AND PROJECTIONS BY FUND

0181 Debt Service

Revised March 8, 2024 {DRAFT}

THIS DOCUMENT IS FOR INTERNAL MANAGEMENT USE ONLY. SEE ASSUMPTIONS. ACTUAL RESULTS MAY VARY AND THE DIFFERENCES MAY BE MATERIAL.

	Budget 2024	Projected 2025	Projected 2026	Projected 2027	Projected 2028	Projected 2029	Projected 2030
BEGINNING CASH BALANCE	0	33,576	32,093	31,941	32,163	32,800	32,763
(Less Encumbrances)	0	0	0	0	0	0	0
BEGINNING FUND BALANCE	0	33,576	32,093	31,941	32,163	32,800	32,763
REVENUES:							
General Property Tax	236,020	203,000	203,000	203,000	203,000	201,000	201,000
Financial Institution Tax	1,948	1,676	1,676	1,676	1,676	1,659	1,659
Auto and Aircraft Excise Tax	13,979	12,023	12,023	12,023	12,023	11,904	11,904
Commercial Vehicle Excise Tax (CVET)	659	566	566	566	566	561	561
Local Income Tax (LIT) Shares (From General Fund)	0	0	0	0	0	0	0
Transfer of Funds (From Cumulative Bridge Fund)	0	0	0	0	0	0	0
TOTAL REVENUES	252,606	217,265	217,265	217,265	217,265	215,125	215,125
EXPENDITURES:							
2021 MCGC Lease Bonds (~\$5.3 million / 20 yrs)	0	0	0	0	0	0	0
2020 Bridge Notes (~\$2.0 million / 10 yrs)	219,030	218,748	217,417	217,043	216,628	215,162	214,655
2023 / 2024 Courthouse Lease Bonds	0	0	0	0	0	0	0
2024 / 2024 Jail Lease Bonds	0	0	0	0	0	0	0
20XX Project Bonds (~\$X.X million / XX yrs)	0	0	0	0	0	0	0
Total Original Certified Budget	219,030	218,748	217,417	217,043	216,628	215,162	214,655
Additional Appropriations	0	0	0	0	0	0	0
(Unused) / Overspent Appropriations	0	0	0	0	0	0	0
TOTAL EXPENDITURES	219,030	218,748	217,417	217,043	216,628	215,162	214,655
NET INCREASE (DECREASE) IN FUND	33,576	(1,483)	(152)	222	637	(37)	470
Cash Reconciling Adjustment	0	0	0	0	0	0	0
ENDING FUND BALANCE	33,576	32,093	31,941	32,163	32,800	32,763	33,233

MONTGOMERY COUNTY, INDIANA

FINANCIAL HISTORY AND PROJECTIONS BY FUND

0181 - Amortization Schedule

Revised March 8, 2024 {DRAFT}

THIS DOCUMENT IS FOR INTERNAL MANAGEMENT USE ONLY. SEE ASSUMPTIONS. ACTUAL RESULTS MAY VARY AND THE DIFFERENCES MAY BE MATERIAL.

<u>DATE</u>	<u>PRINCIPAL</u>	<u>INTEREST RATE</u>	<u>INTEREST</u>	<u>PERIOD TOTAL</u>	<u>REMAINING BALANCE</u>
6/30/2021	94,000	1.67%	16,700		5,206,000
12/30/2021	94,000	1.67%	15,915	220,615	5,112,000
6/29/2022	95,000	1.67%	15,130		5,017,000
12/30/2022	96,000	1.67%	14,337	220,467	4,921,000
6/30/2023	96,000	1.67%	13,535		4,825,000
12/30/2023	97,000	1.67%	12,734	219,269	4,728,000
6/30/2024	98,000	1.67%	11,924		4,630,000
12/30/2024	98,000	1.67%	11,106	219,030	4,532,000
6/30/2025	99,000	1.67%	10,287		4,433,000
12/30/2025	100,000	1.67%	9,461	218,748	4,333,000
6/30/2026	100,000	1.67%	8,626		4,233,000
12/30/2026	101,000	1.67%	7,791	217,417	4,132,000
6/30/2027	102,000	1.67%	6,947		4,030,000
12/30/2027	102,000	1.67%	6,096	217,043	3,928,000
6/30/2028	103,000	1.67%	5,244		3,825,000
12/30/2028	104,000	1.67%	4,384	216,628	3,721,000
6/30/2029	104,000	1.67%	3,515		3,617,000
12/30/2029	105,000	1.67%	2,647	215,162	3,512,000
6/30/2030	106,000	1.67%	1,770		3,406,000
12/30/2030	106,000	1.67%	885	214,655	3,300,000
	<u>2,000,000</u>		<u>179,034</u>	<u>2,179,034</u>	

MONTGOMERY COUNTY, INDIANA

FINANCIAL HISTORY AND PROJECTIONS BY FUND

1185 / 0281 L/R Bond Payments

Revised March 8, 2024 {DRAFT}

THIS DOCUMENT IS FOR INTERNAL MANAGEMENT USE ONLY. SEE ASSUMPTIONS. ACTUAL RESULTS MAY VARY AND THE DIFFERENCES MAY BE MATERIAL.

	Actual <u>2021</u>	Actual <u>2022</u>	Actual <u>2023</u>	Budget <u>2024</u>	Projected <u>2025</u>	Projected <u>2026</u>	Projected <u>2027</u>
BEGINNING CASH BALANCE	693,083	681,479	690,655	676,896	78,756	112,257	114,745
(Less Encumbrances)	0	0	0	0	0	0	0
BEGINNING FUND BALANCE	<u>693,083</u>	<u>681,479</u>	<u>690,655</u>	<u>676,896</u>	<u>78,756</u>	<u>112,257</u>	<u>114,745</u>
REVENUES:							
General Property Tax	1,160,052	1,181,157	1,171,890	973,921	740,000	690,000	690,000
Financial Institution Tax	12,880	14,378	9,674	8,040	6,109	5,696	5,696
Auto and Aircraft Excise Tax	80,524	77,619	69,407	57,682	43,827	40,866	40,866
Commercial Vehicle Excise Tax (CVET)	3,940	4,023	3,270	2,718	2,065	1,925	1,925
Miscellaneous Receipts	0	0	0	0	0	0	0
Transfer of Funds	0	0	0	0	0	0	0
TOTAL REVENUES	<u>1,257,395</u>	<u>1,277,176</u>	<u>1,254,241</u>	<u>1,042,360</u>	<u>792,001</u>	<u>738,488</u>	<u>738,488</u>
EXPENDITURES:							
Personal Services	0	0	0	0	0	0	0
MCGC L/R Bond Payments	0	0	0	371,000	364,000	368,000	366,000
Jail L/R Bond Payments	1,270,400	1,269,400	1,269,500	1,269,500	0	0	0
Courthouse L/R Bond Payments	0	0	0	0	394,500	368,000	368,000
Total Original Certified Budget	<u>1,270,400</u>	<u>1,269,400</u>	<u>1,269,500</u>	<u>1,640,500</u>	<u>758,500</u>	<u>736,000</u>	<u>734,000</u>
Additional Appropriations	0	0	0	0	0	0	0
(Unused) / Overspent Appropriations	(1,400)	(1,400)	(1,500)	0	0	0	0
TOTAL EXPENDITURES	<u>1,269,000</u>	<u>1,268,000</u>	<u>1,268,000</u>	<u>1,640,500</u>	<u>758,500</u>	<u>736,000</u>	<u>734,000</u>
NET INCREASE (DECREASE) IN FUND	<u>(11,605)</u>	<u>9,176</u>	<u>(13,759)</u>	<u>(598,140)</u>	<u>33,501</u>	<u>2,488</u>	<u>4,488</u>
Cash Reconciling Adjustment	0	0	0	0	0	0	0
ENDING FUND BALANCE	<u>681,479</u>	<u>690,655</u>	<u>676,896</u>	<u>78,756</u>	<u>112,257</u>	<u>114,745</u>	<u>119,233</u>

MONTGOMERY COUNTY, INDIANA
 FINANCIAL HISTORY AND PROJECTIONS BY FUND
 0281 Amortization Schedule
 Revised March 8, 2024 {DRAFT}

THIS DOCUMENT IS FOR INTERNAL MANAGEMENT USE ONLY. SEE ASSUMPTIONS. ACTUAL RESULTS MAY VARY AND THE DIFFERENCES MAY BE MATERIAL.

<u>DATE</u>	<u>PRINCIPAL</u>	<u>INTEREST RATE</u>	<u>INTEREST</u>	<u>PERIOD TOTAL</u>	<u>LEASE PAYMENT</u>	<u>SEMI ANNUAL</u>	<u>REMAINING BALANCE</u>
7/15/2022	80,000	3.00%	102,467	182,467		185,500	5,220,000
1/15/2023	105,000	3.00%	78,300	183,300	371,000	185,500	5,115,000
7/15/2023	105,000	3.00%	76,725	181,725		183,500	5,010,000
1/15/2024	105,000	3.00%	75,150	180,150	367,000	183,500	4,905,000
7/15/2024	110,000	3.00%	73,575	183,575		185,500	4,795,000
1/15/2025	110,000	3.00%	71,925	181,925	371,000	185,500	4,685,000
7/15/2025	110,000	3.00%	70,275	180,275		182,000	4,575,000
1/15/2026	110,000	3.00%	68,625	178,625	364,000	182,000	4,465,000
7/15/2026	115,000	3.00%	66,975	181,975		184,000	4,350,000
1/15/2027	115,000	3.00%	65,250	180,250	368,000	184,000	4,235,000
7/15/2027	115,000	3.00%	63,525	178,525		183,000	4,120,000
1/15/2028	120,000	3.00%	61,800	181,800	366,000	183,000	4,000,000
7/15/2028	120,000	3.00%	60,000	180,000		184,500	3,880,000
1/15/2029	125,000	3.00%	58,200	183,200	369,000	184,500	3,755,000
7/15/2029	125,000	3.00%	56,325	181,325		183,000	3,630,000
1/15/2030	125,000	3.00%	54,450	179,450	366,000	183,000	3,505,000
7/15/2030	130,000	3.00%	52,575	182,575		184,500	3,375,000
1/15/2031	130,000	3.00%	50,625	180,625	369,000	184,500	3,245,000
7/15/2031	130,000	3.00%	48,675	178,675		183,000	3,115,000
1/15/2032	135,000	3.00%	46,725	181,725	366,000	183,000	2,980,000
7/15/2032	135,000	3.00%	44,700	179,700		184,000	2,845,000
1/15/2033	140,000	3.00%	42,675	182,675	368,000	184,000	2,705,000
7/15/2033	140,000	3.00%	40,575	180,575		185,000	2,565,000
1/15/2034	145,000	3.00%	38,475	183,475	370,000	185,000	2,420,000
7/15/2034	145,000	3.00%	36,300	181,300		183,000	2,275,000
1/15/2035	145,000	3.00%	34,125	179,125	366,000	183,000	2,130,000
7/15/2035	150,000	3.00%	31,950	181,950		183,500	1,980,000
1/15/2036	150,000	3.00%	29,700	179,700	367,000	183,500	1,830,000
7/15/2036	155,000	3.00%	27,450	182,450		184,000	1,675,000
1/15/2037	155,000	3.00%	25,125	180,125	368,000	184,000	1,520,000
7/15/2037	160,000	3.00%	22,800	182,800		184,500	1,360,000
1/15/2038	160,000	3.00%	20,400	180,400	369,000	184,500	1,200,000
7/15/2038	165,000	3.00%	18,000	183,000		184,500	1,035,000
1/15/2039	165,000	3.00%	15,525	180,525	369,000	184,500	870,000
7/15/2039	170,000	3.00%	13,050	183,050		184,500	700,000
1/15/2040	170,000	3.00%	10,500	180,500	369,000	184,500	530,000
7/15/2040	175,000	3.00%	7,950	182,950		184,500	355,000
1/15/2041	175,000	3.00%	5,325	180,325	369,000	184,500	180,000
7/15/2041	180,000	3.00%	2,700	182,700	188,000	188,000	-
	<u>5,300,000</u>		<u>1,769,492</u>	<u>7,069,492</u>	<u>7,180,000</u>	<u>7,180,000</u>	

MONTGOMERY COUNTY, INDIANA

FINANCIAL HISTORY AND PROJECTIONS BY FUND

1176 Highway Fund

Revised March 8, 2024 {DRAFT}

THIS DOCUMENT IS FOR INTERNAL MANAGEMENT USE ONLY. SEE ASSUMPTIONS. ACTUAL RESULTS MAY VARY AND THE DIFFERENCES MAY BE MATERIAL.

	Actual <u>2021</u>	Actual <u>2022</u>	Actual <u>2023</u>	BUDGET <u>2024</u>	Projected <u>2025</u>	Projected <u>2026</u>	Projected <u>2027</u>
BEGINNING CASH BALANCE	634,816	1,359,551	1,868,885	2,763,626	2,380,928	2,055,844	1,730,759
(Less Encumbrances)	(34,070)	0	0	(1,517)	0	0	0
BEGINNING FUND BALANCE	<u>600,747</u>	<u>1,359,551</u>	<u>1,868,885</u>	<u>2,762,109</u>	<u>2,380,928</u>	<u>2,055,844</u>	<u>1,730,759</u>
REVENUES:							
MVH Distribution	1,972,201	2,057,582	2,130,648	1,889,742	1,889,742	1,889,742	1,889,742
County Engineer	40,000	28,940	0	40,000	40,000	40,000	40,000
MVH Accelerated #2	0	0	0	0	0	0	0
Interest Earned	0	0	0	0	0	0	0
Wheel Tax / Surtax	842,266	891,156	955,955	1,262,202	1,262,202	1,262,202	1,262,202
Major Moves	0	0	0	0	0	0	0
Miscellaneous Receipts	59,330	82,967	46,466	46,466	46,466	46,466	46,466
Reimbursements (MVH Restricted - Illustrative Only)	0	0	0	0	0	0	0
Transfer	0	0	0	0	0	0	0
TOTAL REVENUES	<u>2,913,797</u>	<u>3,060,645</u>	<u>3,133,068</u>	<u>3,238,410</u>	<u>3,238,410</u>	<u>3,238,410</u>	<u>3,238,410</u>
EXPENDITURES:							
Personal Services	1,993,128	2,224,795	1,944,541	2,631,790	2,631,790	2,631,790	2,631,790
Supplies	439,962	184,300	274,850	310,800	310,800	310,800	310,800
Other Services and Charges	637,945	688,464	457,500	478,000	478,000	478,000	478,000
Capital Outlay / CIP Projects	58,939	197,939	199,000	199,000	142,904	142,904	104,834
Total Original Certified Budget	<u>3,129,974</u>	<u>3,295,498</u>	<u>2,875,891</u>	<u>3,619,590</u>	<u>3,563,494</u>	<u>3,563,494</u>	<u>3,525,424</u>
Appropriation Reduction	(668,974)	(496,386)	0	0	0	0	0
Additional Appropriations	196,800	50,202	0	0	0	0	0
(Unused) / Overspent Appropriations	(502,807)	(298,003)	(636,047)	0	0	0	0
TOTAL EXPENDITURES	<u>2,154,993</u>	<u>2,551,311</u>	<u>2,239,844</u>	<u>3,619,590</u>	<u>3,563,494</u>	<u>3,563,494</u>	<u>3,525,424</u>
NET INCREASE (DECREASE) IN FUND	<u>758,804</u>	<u>509,334</u>	<u>893,224</u>	<u>(381,181)</u>	<u>(325,085)</u>	<u>(325,085)</u>	<u>(287,015)</u>
ENDING FUND BALANCE	<u>1,359,551</u>	<u>1,868,885</u>	<u>2,762,109</u>	<u>2,380,928</u>	<u>2,055,844</u>	<u>1,730,759</u>	<u>1,443,745</u>

MONTGOMERY COUNTY, INDIANA

FINANCIAL HISTORY AND PROJECTIONS BY FUND

1173 MVH Restricted Fund

Revised March 8, 2024 {DRAFT}

THIS DOCUMENT IS FOR INTERNAL MANAGEMENT USE ONLY. SEE ASSUMPTIONS. ACTUAL RESULTS MAY VARY AND THE DIFFERENCES MAY BE MATERIAL.

	Actual <u>2021</u>	Actual <u>2022</u>	Actual <u>2023</u>	BUDGET <u>2024</u>	Projected <u>2025</u>	Projected <u>2026</u>	Projected <u>2027</u>
BEGINNING CASH BALANCE	1,160,819	1,158,416	1,303,139	703,126	637,128	517,921	395,700
(Less Encumbrances)	(167,496)	0	0	(7,886)	0	0	0
BEGINNING FUND BALANCE	<u>993,323</u>	<u>1,158,416</u>	<u>1,303,139</u>	<u>695,240</u>	<u>637,128</u>	<u>517,921</u>	<u>395,700</u>
REVENUES:							
MVH Distribution	1,972,201	2,057,565	2,130,648	1,889,742	1,889,742	1,889,742	1,889,742
Financial Institution Tax	0	0	0	0	0	0	0
Auto and Aircraft Excise Tax	0	0	0	0	0	0	0
Reimbursements	0	67,138	0	0	0	0	0
Wheel Tax Surtax	0	0	0	0	0	0	0
Other Receipts	1,300	18,820	3,146	3,146	3,146	3,146	3,146
TOTAL REVENUES	<u>1,973,501</u>	<u>2,143,523</u>	<u>2,133,794</u>	<u>1,892,888</u>	<u>1,892,888</u>	<u>1,892,888</u>	<u>1,892,888</u>
EXPENDITURES:							
Personal Services	0	0	600,000	0	0	0	0
Supplies	712,000	644,718	1,429,500	1,289,000	1,289,000	1,289,000	1,289,000
Other Services and Charges	2,000	66,000	70,000	70,000	70,000	70,000	70,000
Capital Outlay / CIP Projects	456,430	531,430	642,000	592,000	653,095	656,110	476,000
Total Original Certified Budget	1,170,430	1,242,148	2,741,500	1,951,000	2,012,095	2,015,110	1,835,000
Additional Appropriations	949,706	804,127	0	0	0	0	0
Unused Appropriations	(311,727)	(47,475)	193	0	0	0	0
TOTAL EXPENDITURES	<u>1,808,409</u>	<u>1,998,800</u>	<u>2,741,693</u>	<u>1,951,000</u>	<u>2,012,095</u>	<u>2,015,110</u>	<u>1,835,000</u>
NET INCREASE (DECREASE) IN FUND	<u>165,092</u>	<u>144,723</u>	<u>(607,899)</u>	<u>(58,112)</u>	<u>(119,207)</u>	<u>(122,222)</u>	<u>57,888</u>
ENDING FUND BALANCE	<u>1,158,416</u>	<u>1,303,139</u>	<u>695,240</u>	<u>637,128</u>	<u>517,921</u>	<u>395,700</u>	<u>453,588</u>

MONTGOMERY COUNTY, INDIANA

FINANCIAL HISTORY AND PROJECTIONS BY FUND

1169 Local Road & Street Fund

Revised March 8, 2024 {DRAFT}

THIS DOCUMENT IS FOR INTERNAL MANAGEMENT USE ONLY. SEE ASSUMPTIONS. ACTUAL RESULTS MAY VARY AND THE DIFFERENCES MAY BE MATERIAL.

	Actual <u>2021</u>	Actual <u>2022</u>	Actual <u>2023</u>	BUDGET <u>2024</u>	Projected <u>2025</u>	Projected <u>2026</u>	Projected <u>2027</u>
BEGINNING CASH BALANCE	1,233,299	862,237	597,024	413,424	218,741	271,665	329,589
(Less Encumbrances)	(44,335)	0	0	(32,607)	0	0	0
BEGINNING FUND BALANCE	<u>1,188,964</u>	<u>862,237</u>	<u>597,024</u>	<u>380,817</u>	<u>218,741</u>	<u>271,665</u>	<u>329,589</u>
REVENUES:							
Interest Earned	0	0	0	0	0	0	0
Local Road & Street Distributions	627,022	651,524	680,605	577,924	577,924	577,924	577,924
State Reimbursements	0	0	0	0	0	0	0
Temporary Loan	0	0	0	0	0	0	0
Other	3,719	0	0	0	0	0	0
TOTAL REVENUES	<u>630,742</u>	<u>651,524</u>	<u>680,605</u>	<u>577,924</u>	<u>577,924</u>	<u>577,924</u>	<u>577,924</u>
EXPENDITURES:							
Community Crossing Match	275,000	0	0	0	0	0	0
Projects, Trucks, Garage, Repairs	358,728	0	0	0	0	0	0
Bridge & Road Maintenance	100,000	200,000	200,000	200,000	200,000	200,000	200,000
Road Resurfacing	400,000	700,000	700,000	540,000	325,000	320,000	320,000
Total Original Certified Budget	<u>1,133,728</u>	<u>900,000</u>	<u>900,000</u>	<u>740,000</u>	<u>525,000</u>	<u>520,000</u>	<u>520,000</u>
Appropriation Reduction	0	0	0	0	0	0	0
Additional Appropriations	0	16,738	0	0	0	0	0
(Unused) / Overspent Appropriations	(176,259)	(2)	(3,188)	0	0	0	0
TOTAL EXPENDITURES	<u>957,469</u>	<u>916,736</u>	<u>896,812</u>	<u>740,000</u>	<u>525,000</u>	<u>520,000</u>	<u>520,000</u>
NET INCREASE (DECREASE) IN FUND	<u>(326,728)</u>	<u>(265,212)</u>	<u>(216,207)</u>	<u>(162,076)</u>	<u>52,924</u>	<u>57,924</u>	<u>57,924</u>
Cash Reconciling Disbursement	0	0	0	0	0	0	0
ENDING FUND BALANCE	<u>862,237</u>	<u>597,024</u>	<u>380,817</u>	<u>218,741</u>	<u>271,665</u>	<u>329,589</u>	<u>387,513</u>

MONTGOMERY COUNTY, INDIANA
 FINANCIAL HISTORY AND PROJECTIONS BY FUND
 1135 Cumulative Bridge Fund
 Revised March 8, 2024 {DRAFT}

THIS DOCUMENT IS FOR INTERNAL MANAGEMENT USE ONLY. SEE ASSUMPTIONS. ACTUAL RESULTS MAY VARY AND THE DIFFERENCES MAY BE MATERIAL.

	Actual <u>2021</u>	Actual <u>2022</u>	Actual <u>2023</u>	BUDGET <u>2024</u>	Projected <u>2025</u>	Projected <u>2026</u>	Projected <u>2027</u>
BEGINNING CASH BALANCE	3,183,243	3,516,039	2,727,234	2,560,922	2,060,531	2,545,975	1,906,809
(Less Encumbrances)	(600)	0	0	(6,569)	0	0	0
BEGINNING FUND BALANCE	<u>3,182,643</u>	<u>3,516,039</u>	<u>2,727,234</u>	<u>2,554,353</u>	<u>2,060,531</u>	<u>2,545,975</u>	<u>1,906,809</u>
REVENUES:							
General Property Tax	863,040	847,104	1,347,768	1,431,126	1,491,947	1,554,097	1,619,030
Financial Institution Tax	9,927	10,851	11,567	12,282	12,804	13,337	13,895
Auto and Aircraft Excise Tax	62,061	58,580	82,986	88,119	91,864	95,691	99,689
Commercial Vehicle Excise Tax (CVET)	3,036	3,036	3,910	4,152	4,328	4,508	4,697
Other	2,350	79,280	0	0	0	0	0
Reimbursement	21,999	15,864	164,116	240,000	240,000	577,200	2,040,000
TOTAL REVENUES	<u>962,412</u>	<u>1,014,716</u>	<u>1,610,348</u>	<u>1,775,678</u>	<u>1,840,944</u>	<u>2,244,834</u>	<u>3,777,310</u>
EXPENDITURES:							
Bridge Inspections	818						
Bridge Maintenance							
Construction (Small Bridge & Culvert)							
Bridge #155							
Bridge #79	270,000	220,467	219,269	0	0	0	0
CIP Projects		2,781,300	2,982,313	3,220,864	1,355,500	2,884,000	2,962,500
Other Services and Charges	1,750,000	(31,470)					
Bridge Replacements							
Total Original Certified Budget	<u>2,020,818</u>	<u>2,970,297</u>	<u>3,201,582</u>	<u>3,220,864</u>	<u>1,355,500</u>	<u>2,884,000</u>	<u>2,962,500</u>
Additional Appropriations	0	(266,842)	0	0	0	0	0
(Unused) / Overspent Appropriations	<u>(1,391,801)</u>	<u>(899,935)</u>	<u>(1,418,353)</u>	<u>(951,364)</u>	<u>0</u>	<u>0</u>	<u>0</u>
TOTAL EXPENDITURES	<u>629,017</u>	<u>1,803,520</u>	<u>1,783,229</u>	<u>2,269,500</u>	<u>1,355,500</u>	<u>2,884,000</u>	<u>2,962,500</u>
NET INCREASE (DECREASE) IN FUND	<u>333,396</u>	<u>(788,804)</u>	<u>(172,881)</u>	<u>(493,822)</u>	<u>485,444</u>	<u>(639,166)</u>	<u>814,810</u>
Cash Reconciling Adjustment	0	0	0	0	0	0	0
ENDING FUND BALANCE	<u>3,516,039</u>	<u>2,727,234</u>	<u>2,554,353</u>	<u>2,060,531</u>	<u>2,545,975</u>	<u>1,906,809</u>	<u>2,721,619</u>

MONTGOMERY COUNTY, INDIANA

FINANCIAL HISTORY AND PROJECTIONS BY FUND

1135 Cumulative Bridge Fund

Revised March 8, 2024 {DRAFT}

THIS DOCUMENT IS FOR INTERNAL MANAGEMENT USE ONLY. SEE ASSUMPTIONS. ACTUAL RESULTS MAY VARY AND THE DIFFERENCES MAY BE MATERIAL.

<u>PROJECT</u>	<u>OBLIGATION</u>	<u>2024</u>	<u>2025</u>	<u>2026</u>	<u>2027</u>	<u>2028</u>	<u>2029</u>	<u>2030</u>	<u>2031</u>	<u>2032</u>
Bridge Inventory/Inspection	INDOT	112,000	112,000	168,000	112,000	80,000	112,000	168,000	112,000	80,000
	County	28,000	28,000	42,000	28,000	20,000	28,000	42,000	28,000	20,000
Bridge Crew/Equipment	County	100,000	100,000	100,000	100,000	100,000	100,000	100,000	100,000	100,000
Supplies	County	230,000	230,000	230,000	230,000	230,000	230,000	230,000	230,000	230,000
Repair & Maintenance	County	82,500	82,500	82,500	82,500	82,500	82,500	82,500	82,500	82,500
Bridge Overlay #63, #66, #175	INDOT	128,000	128,000	409,200	1,928,000	-	-	-	-	-
	County	32,000	32,000	102,300	482,000	-	-	-	-	-
Bridge Overlay #1, #142, #144, #195	County	-	-	-	-	-	-	-	250,000	2,000,000
Bridge #182 Replacement	County	874,000	-	-	-	-	-	-	-	-
Bridge Overlay #43 & #112	County	-	-	1,750,000	-	-	-	-	-	-
Bridge #33, #171, #172 CPI Rehab	County	-	-	-	-	-	110,000	810,000	-	-
Bridge #177, #204 CPI Rehab	County	-	-	-	-	-	110,000	560,000	-	-
Adjacent Box Beam Rehab #184, #239, #243	County	-	-	-	-	-	-	800,000	-	-
Bridge Scour Bundle 1	County	143,000	-	-	-	-	-	-	-	-
#9, #14, #25, #95, #134, #136, #197	County	540,000	-	-	-	-	-	-	-	-
Bridge Scour Bundle 2	County	-	143,000	-	-	-	-	-	-	-
#144, #169, #188, #206, #266, #271	County	-	500,000	-	-	-	-	-	-	-
Bridge #193	County	-	-	-	-	-	-	110,000	560,000	-
Adjacent Box Beam Rehab #23, #52, #71, #80	County	-	-	-	-	-	800,000	-	-	-
Adjacent Box Beam Rehab #81, #86, #103, #169	County	-	-	-	-	-	-	-	800,000	-
Adjacent Box Beam Rehab #173, #188, #267, #268	County	-	-	-	-	-	800,000	-	-	-
		<hr/>								
	TOTAL	2,269,500	1,355,500	2,884,000	2,962,500	512,500	2,372,500	2,902,500	2,162,500	2,512,500
	REIMBURSEMENT	240,000	240,000	577,200	2,040,000	80,000	112,000	168,000	112,000	80,000
		2,029,500	1,115,500	2,306,800	922,500	432,500	2,260,500	2,734,500	2,050,500	2,432,500

MONTGOMERY COUNTY, INDIANA

FINANCIAL HISTORY AND PROJECTIONS BY FUND

1159 Health Fund

Revised March 8, 2024 {DRAFT}

THIS DOCUMENT IS FOR INTERNAL MANAGEMENT USE ONLY. SEE ASSUMPTIONS. ACTUAL RESULTS MAY VARY AND THE DIFFERENCES MAY BE MATERIAL.

	Actual <u>2021</u>	Actual <u>2022</u>	Actual <u>2023</u>	Budget <u>2024</u>	Projected <u>2025</u>	Projected <u>2026</u>	Projected <u>2027</u>
BEGINNING CASH BALANCE	153,886	424,882	899,336	804,728	455,729	457,933	459,558
(Less Encumbrances)	0	0	0	(2,331)	0	0	0
BEGINNING FUND BALANCE	<u>153,886</u>	<u>424,882</u>	<u>899,336</u>	<u>802,397</u>	<u>455,729</u>	<u>457,933</u>	<u>459,558</u>
REVENUES:							
General Property Tax	412,152	304,876	0	0	333,624	345,711	358,844
Financial Institution Tax	4,740	3,906	0	0	4,275	4,430	4,598
Auto and Aircraft Excise Tax	29,634	21,089	0	0	23,077	23,914	24,822
Commercial Vehicle Excise Tax (CVET)	1,450	1,093	0	0	1,196	1,239	1,287
Interest Earned	5	5	3	2	1	1	1
Permits & Fees	0	48,119	92,818	92,818	92,818	92,818	92,818
Grants	0	352,806	164,220	0	0	0	0
Miscellaneous Receipts	0	0	0	0	0	0	0
One-Time CARES	105,542	0	0	0	0	0	0
Miscellaneous Receipts	99,549	82,605	3,867	3,867	3,867	3,867	3,867
TOTAL REVENUES	<u>653,071</u>	<u>814,499</u>	<u>260,908</u>	<u>96,687</u>	<u>458,859</u>	<u>471,980</u>	<u>486,236</u>
EXPENDITURES:							
Personal Services	363,441	354,760	375,235	397,069	408,981	421,251	433,888
Supplies	13,500	12,800	15,000	19,500	20,085	20,688	21,308
Other Services and Charges	11,400	11,900	22,894	24,664	25,404	26,166	26,951
Capital Outlay	1,500	0	6,000	6,600	6,798	7,002	7,212
Total Original Certified Budget	389,841	379,460	419,129	447,833	461,268	475,106	489,359
Additional Appropriations	0	3,000	0	0	0	0	0
(Unused) / Overspent Appropriations	(7,766)	(42,415)	(61,282)	(4,478)	(4,613)	(4,751)	(4,894)
TOTAL EXPENDITURES	<u>382,075</u>	<u>340,045</u>	<u>357,847</u>	<u>443,355</u>	<u>456,655</u>	<u>470,355</u>	<u>484,466</u>
NET INCREASE (DECREASE) IN FUND	<u>270,996</u>	<u>474,454</u>	<u>(96,939)</u>	<u>(346,667)</u>	<u>2,203</u>	<u>1,625</u>	<u>1,771</u>
ENDING FUND BALANCE	<u>424,882</u>	<u>899,336</u>	<u>802,397</u>	<u>455,729</u>	<u>457,933</u>	<u>459,558</u>	<u>461,329</u>

MONTGOMERY COUNTY, INDIANA

FINANCIAL HISTORY AND PROJECTIONS BY FUND

1170 Public Safety LIT

Revised March 8, 2024 {DRAFT}

THIS DOCUMENT IS FOR INTERNAL MANAGEMENT USE ONLY. SEE ASSUMPTIONS. ACTUAL RESULTS MAY VARY AND THE DIFFERENCES MAY BE MATERIAL.

	Actual <u>2021</u>	Actual <u>2022</u>	Actual <u>2023</u>	Budget <u>2024</u>	Projected <u>2025</u>	Projected <u>2026</u>	Projected <u>2027</u>
BEGINNING CASH BALANCE	665,026	1,364,418	1,307,684	1,586,215	2,935,907	3,671,032	4,353,688
(Less Encumbrances)	0	0	0	0	0	0	0
BEGINNING FUND BALANCE	<u>665,026</u>	<u>1,364,418</u>	<u>1,307,684</u>	<u>1,586,215</u>	<u>2,935,907</u>	<u>3,671,032</u>	<u>4,353,688</u>
REVENUES:							
General Property Tax	0	0	0	0	0	0	0
Financial Institution Tax	0	0	0	0	0	0	0
Auto and Aircraft Excise Tax	0	0	0	0	0	0	0
Local Income Tax (LIT) Shares	0	0	0	0	0	0	0
Supplemental Public Safety LIT	174,191	169,291	186,400	529,858	0	0	0
Public Safety LIT	2,755,544	2,717,931	4,198,762	4,571,421	4,717,309	4,796,792	4,930,037
Reimbursement	459,776	150,653	144,357	144,357	144,357	144,357	144,357
Miscellaneous Receipts	124,583	2,177	194	194	194	194	194
New School Resource Officer Reimbursement	0	0	0	41,700	41,700	41,700	41,700
Transfer of Funds	0	0	0	0	0	0	0
TOTAL REVENUES	<u>3,514,095</u>	<u>3,040,051</u>	<u>4,529,713</u>	<u>5,287,530</u>	<u>4,903,560</u>	<u>4,983,043</u>	<u>5,116,288</u>
EXPENDITURES:							
Personal Services Sheriff	2,200,582	2,529,685	2,621,418	2,996,523	3,242,464	3,339,738	3,439,930
Supplies Sheriff	286,069	291,569	660,550	334,550	344,587	354,924	365,572
Other Services Sheriff	188,815	183,815	726,315	215,315	221,774	228,428	235,281
Capital Outlay Sheriff	53,700	79,700	79,700	87,000	89,610	92,298	95,067
Total Original Certified Budget	<u>2,729,166</u>	<u>3,084,769</u>	<u>4,087,983</u>	<u>3,633,388</u>	<u>3,898,435</u>	<u>4,015,388</u>	<u>4,135,849</u>
Appropriation Reduction	0	0	0	0	0	0	0
Additional Appropriations/CCC After 2024	29,368	67,618		304,450	270,000	285,000	310,000
(Unused) / Overspent Appropriations	<u>56,169</u>	<u>(55,601)</u>	<u>163,199</u>	<u>0</u>	<u>0</u>	<u>0</u>	<u>0</u>
TOTAL EXPENDITURES	<u>2,814,703</u>	<u>3,096,785</u>	<u>4,251,182</u>	<u>3,937,838</u>	<u>4,168,435</u>	<u>4,300,388</u>	<u>4,445,849</u>
NET INCREASE (DECREASE) IN FUND	<u>699,392</u>	<u>(56,734)</u>	<u>278,531</u>	<u>1,349,692</u>	<u>735,125</u>	<u>682,656</u>	<u>670,438</u>
ENDING FUND BALANCE	<u>1,364,418</u>	<u>1,307,684</u>	<u>1,586,215</u>	<u>2,935,907</u>	<u>3,671,032</u>	<u>4,353,688</u>	<u>5,024,126</u>

MONTGOMERY COUNTY, INDIANA

FINANCIAL HISTORY AND PROJECTIONS BY FUND

1401 EMS

Revised March 8, 2024 {DRAFT}

THIS DOCUMENT IS FOR INTERNAL MANAGEMENT USE ONLY. SEE ASSUMPTIONS. ACTUAL RESULTS MAY VARY AND THE DIFFERENCES MAY BE MATERIAL.

	Actual <u>2023</u>	BUDGET 2024	Projected <u>2025</u>	Projected <u>2026</u>	Projected <u>2027</u>
BEGINNING CASH BALANCE	0	633,908	726,556	727,467	727,895
(Less Encumbrances)	0	0	0	0	0
BEGINNING FUND BALANCE	<u>0</u>	<u>633,908</u>	<u>726,556</u>	<u>727,467</u>	<u>727,895</u>
REVENUES:					
General Property Tax	1,003,174	1,005,605	947,993	974,540	1,002,255
Financial Institution Tax	20,631	20,681	19,496	20,042	20,612
Auto and Aircraft Excise Tax	67,206	67,369	63,509	65,287	67,144
Commercial Vehicle Excise Tax (CVET)	6,974	6,991	6,590	6,775	6,968
Supplemental Public Safety LIT	0	0	0	0	0
Public Safety LIT	0	0	0	0	0
Reimbursement	0	0	0	0	0
Miscellaneous Receipts	0	0	0	0	0
School Resource Officer Reimbursement	0	0	0	0	0
Transfer of Funds	0	0	0	0	0
TOTAL REVENUES	<u>1,097,984</u>	<u>1,100,645</u>	<u>1,037,588</u>	<u>1,066,645</u>	<u>1,096,979</u>
EXPENDITURES:					
Medical Direction	52,000	52,000	52,000	52,000	52,000
EMS Contract with City	928,152	955,997	984,677	1,014,217	1,044,644
Other Services & Charges	0	0	0	0	0
Capital Outlay	0	0	0	0	0
Total Original Certified Budget	<u>980,152</u>	<u>1,007,997</u>	<u>1,036,677</u>	<u>1,066,217</u>	<u>1,096,644</u>
Appropriation Reduction	0	0	0	0	0
Additional Appropriations	0	0	0	0	0
(Unused) / Overspent Appropriations	<u>(516,076)</u>	<u>0</u>	<u>0</u>	<u>0</u>	<u>0</u>
TOTAL EXPENDITURES	<u>464,076</u>	<u>1,007,997</u>	<u>1,036,677</u>	<u>1,066,217</u>	<u>1,096,644</u>
NET INCREASE (DECREASE) IN FUND	<u>633,908</u>	<u>92,648</u>	<u>911</u>	<u>428</u>	<u>335</u>
ENDING FUND BALANCE	<u><u>633,908</u></u>	<u><u>726,556</u></u>	<u><u>727,467</u></u>	<u><u>727,895</u></u>	<u><u>728,229</u></u>

MONTGOMERY COUNTY, INDIANA

FINANCIAL HISTORY AND PROJECTIONS BY FUND

1138 Cumulative Capital Development Fund

Revised March 8, 2024 {DRAFT}

THIS DOCUMENT IS FOR INTERNAL MANAGEMENT USE ONLY. SEE ASSUMPTIONS. ACTUAL RESULTS MAY VARY AND THE DIFFERENCES MAY BE MATERIAL.

	Actual <u>2021</u>	Actual <u>2022</u>	Actual <u>2023</u>	BUDGET <u>2024</u>	Projected <u>2025</u>	Projected <u>2026</u>	Projected <u>2027</u>
BEGINNING CASH BALANCE	712,364	598,986	1,041,910	715,502	304,416	343,417	422,796
(Less Encumbrances)	(62,826)	(96,910)	(16,399)	(80,573)	0	0	0
BEGINNING FUND BALANCE	<u>649,538</u>	<u>502,077</u>	<u>1,025,511</u>	<u>634,930</u>	<u>304,416</u>	<u>343,417</u>	<u>422,796</u>
REVENUES:							
General Property Tax	718,317	705,250	816,094	866,481	903,306	940,935	980,249
Financial Institution Tax	8,264	9,034	7,003	7,436	7,752	8,074	8,412
Auto and Aircraft Excise Tax	51,666	48,768	50,244	53,347	55,614	57,931	60,351
Commercial Vehicle Excise Tax (CVET)	2,528	2,528	2,367	2,513	2,620	2,729	2,843
Reimbursements	0	367,557	0	0	0	0	0
Miscellaneous Receipts	0	0	0	0	0	0	0
Transfer of Funds	0	0	0	0	0	0	0
TOTAL REVENUES	<u>780,774</u>	<u>1,133,136</u>	<u>875,709</u>	<u>929,777</u>	<u>969,292</u>	<u>1,009,670</u>	<u>1,051,855</u>
EXPENDITURES:							
CBridge Repairs / Community Crossings Grant Match	0	0	330,000	330,000	0	0	0
Assessor Software	0	0	0	0	0	0	0
Supplies	100,000	100,000	100,000	100,000	100,000	100,000	100,000
Auditor Accounting Software	0	0	0	0	0	0	0
Other Services & Charges	693,188	693,188	700,000	694,000	694,000	694,000	694,000
Capital Outlay	160,000	160,000	160,000	160,000	160,000	160,000	160,000
Total Original Certified Budget	953,188	953,188	1,290,000	1,284,000	954,000	954,000	954,000
Additional Appropriations	325,000	(87,621)	0	0	0	0	0
(Unused) / Overspent Appropriations	(349,953)	(255,865)	(23,709)	(23,709)	(23,709)	(23,709)	(23,709)
TOTAL EXPENDITURES	<u>928,235</u>	<u>609,701</u>	<u>1,266,291</u>	<u>1,260,291</u>	<u>930,291</u>	<u>930,291</u>	<u>930,291</u>
NET INCREASE (DECREASE) IN FUND	<u>(147,461)</u>	<u>523,434</u>	<u>(390,581)</u>	<u>(330,514)</u>	<u>39,001</u>	<u>79,379</u>	<u>121,564</u>
ENDING FUND BALANCE	<u>502,077</u>	<u>1,025,511</u>	<u>634,930</u>	<u>304,416</u>	<u>343,417</u>	<u>422,796</u>	<u>544,361</u>

MONTGOMERY COUNTY, INDIANA

FINANCIAL HISTORY AND PROJECTIONS BY FUND

1186 Rainy Day Fund

Revised March 8, 2024 {DRAFT}

THIS DOCUMENT IS FOR INTERNAL MANAGEMENT USE ONLY. SEE ASSUMPTIONS. ACTUAL RESULTS MAY VARY AND THE DIFFERENCES MAY BE MATERIAL.

	Actual <u>2021</u>	Actual <u>2022</u>	Actual <u>2023</u>	BUDGET <u>2024</u>	Projected <u>2025</u>	Projected <u>2026</u>	Projected <u>2027</u>
BEGINNING CASH BALANCE	533,182	208,182	216,069	966,069	936,069	936,069	936,069
(Less Encumbrances)	0	0	0	0	0	0	0
BEGINNING FUND BALANCE	<u>533,182</u>	<u>208,182</u>	<u>216,069</u>	<u>966,069</u>	<u>936,069</u>	<u>936,069</u>	<u>936,069</u>
REVENUES:							
SEA 67 CAGIT 75% for Roads	0	0	0	0	0	0	0
SEA 67 CAGIT 25% for General	0	0	0	0	0	0	0
SEA 67 CEDIT 75% for Roads	0	0	0	0	0	0	0
SEA 67 CEDIT 25% for General	0	0	0	0	0	0	0
Interest Earned	0	0	0	0	0	0	0
City Reimbursements	0	0	0	0	0	0	0
State Reimbursements	0	0	0	0	0	0	0
Miscellaneous Receipts	0	325,000	780,000	0	0	0	0
Temporary Loans	0	0	0	0	0	0	0
Transfer of Funds	0	0	0	0	0	0	0
TOTAL REVENUES	<u>0</u>	<u>325,000</u>	<u>780,000</u>	<u>0</u>	<u>0</u>	<u>0</u>	<u>0</u>
EXPENDITURES:							
Community Crossing Match	0	330,000	0	0	0	0	0
Supplies	0	0	0	0	0	0	0
Other Services and Charges	0	0	30,000	30,000	0	0	0
Capital Outlay	0	0	0	0	0	0	0
Transfer Out - To Another Fund	0	0	0	0	0	0	0
Total Original Certified Budget	<u>0</u>	<u>330,000</u>	<u>30,000</u>	<u>30,000</u>	<u>0</u>	<u>0</u>	<u>0</u>
Additional Appropriations	325,000	0	0	0	0	0	0
(Unused) / Overspent Appropriations	<u>0</u>	<u>(12,887)</u>	<u>0</u>	<u>0</u>	<u>0</u>	<u>0</u>	<u>0</u>
TOTAL EXPENDITURES	<u>325,000</u>	<u>317,113</u>	<u>30,000</u>	<u>30,000</u>	<u>0</u>	<u>0</u>	<u>0</u>
NET INCREASE (DECREASE) IN FUND	<u>(325,000)</u>	<u>7,887</u>	<u>750,000</u>	<u>(30,000)</u>	<u>0</u>	<u>0</u>	<u>0</u>
ENDING FUND BALANCE	<u>208,182</u>	<u>216,069</u>	<u>966,069</u>	<u>936,069</u>	<u>936,069</u>	<u>936,069</u>	<u>936,069</u>

MONTGOMERY COUNTY, INDIANA

FINANCIAL HISTORY AND PROJECTIONS BY FUND

4995 / 4899 Redevelopment

Revised March 8, 2024 {DRAFT}

THIS DOCUMENT IS FOR INTERNAL MANAGEMENT USE ONLY. SEE ASSUMPTIONS. ACTUAL RESULTS MAY VARY AND THE DIFFERENCES MAY BE MATERIAL.

	Actual 2021	Actual 2022	Actual 2023	Budget 2024	Projected 2025	Projected 2026	Projected 2027
BEGINNING CASH BALANCE	1,838,393	1,427,119	2,361,284	2,173,932	2,191,975	2,595,138	2,948,301
(Less Encumbrances)	(107,035)	(943,876)	(377,974)	(1,034,915)	0	0	0
BEGINNING FUND BALANCE	<u>1,731,358</u>	<u>483,243</u>	<u>1,983,309</u>	<u>1,139,017</u>	<u>2,191,975</u>	<u>2,595,138</u>	<u>2,948,301</u>
REVENUES:							
Revenue - Nucor Road Allocation Area	1,586,885	1,481,151	1,583,834	1,142,451	1,143,955	1,144,925	1,145,513
Revenue - Tempur Sealy Allocation Area	0	0	5,015	1,179,670	1,353,136	1,342,999	1,349,714
Revenue - Nucor Coatings Allocation Area	0	0	0	0	0	0	0
Revenue - Nucor Towers Allocation Area	0	0	0	0	0	0	0
Interest Earned	0	0	0	0	0	0	0
IEDC/CSX Grant	0	0	450,000	0	0	0	0
Reimbursements	0	0	5,650,000	1,301,508	50,000	0	0
Other	0	0	64,090	0	0	0	0
Temporary Loans	0	0	0	0	0	0	0
Transfer of Funds	0	954,177	0	0	0	0	0
TOTAL REVENUES	<u>1,586,885</u>	<u>2,435,328</u>	<u>7,752,939</u>	<u>3,623,629</u>	<u>2,547,091</u>	<u>2,487,924</u>	<u>2,495,227</u>
EXPENDITURES:							
Current Consulting & Planning	225,000	225,000	225,000	225,000	225,000	225,000	225,000
Debt Service 2017 Bonds (SRF Refunding)	567,565	565,136	562,403	564,288	565,792	566,762	567,350
Debt Service 2018 Bonds (Sewer Collection)	-	293,000	326,000	0	0	0	0
Debt Service 2018 BAN / Bonds (Water)	76,500	0	0	0	0	0	0
Debt Service 2021 EDC Bonds	0	0	0	134,978	304,319	301,556	303,496
Debt Service 2022 RDA Lease Bonds	0	0	0	482,000	486,000	479,000	483,000
Debt Service 2022 EDC Bonds	0	0	0	562,693	562,818	562,443	563,218
Other	655,935	336,864	1,233,598	601,713	0	0	0
Total Original Certified Budget	<u>1,525,000</u>	<u>1,420,000</u>	<u>2,347,000</u>	<u>2,570,671</u>	<u>2,143,928</u>	<u>2,134,761</u>	<u>2,142,064</u>
Additional Appropriations	1,310,000	150,000	6,525,000	0	0	0	0
(Unused) / Overspent Appropriations	(0)	(634,738)	(274,768)	0	0	0	0
TOTAL EXPENDITURES	<u>2,835,000</u>	<u>935,262</u>	<u>8,597,232</u>	<u>2,570,671</u>	<u>2,143,928</u>	<u>2,134,761</u>	<u>2,142,064</u>
NET INCREASE (DECREASE) IN FUND	<u>(1,248,115)</u>	<u>1,500,066</u>	<u>(844,293)</u>	<u>1,052,958</u>	<u>403,163</u>	<u>353,163</u>	<u>353,163</u>
ENDING FUND BALANCE	<u>483,243</u>	<u>1,983,309</u>	<u>1,139,017</u>	<u>2,191,975</u>	<u>2,595,138</u>	<u>2,948,301</u>	<u>3,301,464</u>

MONTGOMERY COUNTY, INDIANA

FINANCIAL HISTORY AND PROJECTIONS BY FUND

1191 Riverboat

Revised March 8, 2024 {DRAFT}

THIS DOCUMENT IS FOR INTERNAL MANAGEMENT USE ONLY. SEE ASSUMPTIONS. ACTUAL RESULTS MAY VARY AND THE DIFFERENCES MAY BE MATERIAL.

	Actual <u>2021</u>	Actual <u>2022</u>	Actual <u>2023</u>	BUDGET <u>2024</u>	Projected <u>2025</u>	Projected <u>2026</u>	Projected <u>2027</u>
BEGINNING CASH BALANCE	303,957	352,516	298,963	377,355	298,541	298,541	298,541
(Less Encumbrances)	(50,000)	0	0	0	0	0	0
BEGINNING FUND BALANCE	<u>253,957</u>	<u>352,516</u>	<u>298,963</u>	<u>377,355</u>	<u>298,541</u>	<u>298,541</u>	<u>298,541</u>
REVENUES:							
General Property Tax	0	0	0	0	0	0	0
Financial Institution Tax	0	0	0	0	0	0	0
Auto and Aircraft Excise Tax	0	0	0	0	0	0	0
Commercial Vehicle Excise Tax (CVET)	0	0	0	0	0	0	0
Interest Earned	0	0	0	0	0	0	0
Permits	0	0	0	0	0	0	0
State Reimbursements	0	0	0	0	0	0	0
Miscellaneous Receipts	98,215	91,551	91,436	91,436	91,436	91,436	91,436
Temporary Loans	0	0	0	0	0	0	0
Transfer of Funds	0	0	0	0	0	0	0
TOTAL REVENUES	<u>98,215</u>	<u>91,551</u>	<u>91,436</u>	<u>91,436</u>	<u>91,436</u>	<u>91,436</u>	<u>91,436</u>
EXPENDITURES:							
Personal Services	0	0	0	0	0	0	0
Supplies	0	0	0	0	0	0	0
Other Services & Charges	149,144	0	0	0	0	0	0
Economic Development & Communications	0	98,000	120,250	170,250	91,436	91,436	91,436
Total Original Certified Budget	<u>149,144</u>	<u>98,000</u>	<u>120,250</u>	<u>170,250</u>	<u>91,436</u>	<u>91,436</u>	<u>91,436</u>
Additional Appropriations	0	50,000	50,000	0	0	0	0
(Unused) / Overspent Appropriations	(149,488)	(2,895)	(157,207)	0	0	0	0
TOTAL EXPENDITURES	<u>(344)</u>	<u>145,105</u>	<u>13,043</u>	<u>170,250</u>	<u>91,436</u>	<u>91,436</u>	<u>91,436</u>
NET INCREASE (DECREASE) IN FUND	<u>98,560</u>	<u>(53,554)</u>	<u>78,393</u>	<u>(78,815)</u>	<u>0</u>	<u>0</u>	<u>0</u>
ENDING FUND BALANCE	<u>352,516</u>	<u>298,963</u>	<u>377,355</u>	<u>298,541</u>	<u>298,541</u>	<u>298,541</u>	<u>298,541</u>

MONTGOMERY COUNTY, INDIANA
 FINANCIAL HISTORY AND PROJECTIONS BY FUND
 8950 American Rescue Plan Act
 Revised March 8, 2024 {DRAFT}

THIS DOCUMENT IS FOR INTERNAL MANAGEMENT USE ONLY. SEE ASSUMPTIONS. ACTUAL RESULTS MAY VARY AND THE DIFFERENCES MAY BE MATERIAL.

	Total Expected ARPA Funds			7,446,707			
	<u>Actual 2021</u>	<u>Actual 2022</u>	<u>Actual 2023</u>	Budget 2024	<u>Projected 2025</u>	<u>Projected 2026</u>	<u>Projected 2027</u>
BEGINNING CASH BALANCE	0	23,354	3,624,009	3,151,137	0	0	0
(Less Encumbrances)	0	(23,354)	0	0	0	0	0
BEGINNING FUND BALANCE	<u>0</u>	<u>0</u>	<u>3,624,009</u>	<u>3,151,137</u>	<u>0</u>	<u>0</u>	<u>0</u>
REVENUES:							
ARPA Distribution	3,723,354	3,723,354	0	0	0	0	0
Other	0	0	0	0	0	0	0
Other	0	0	0	0	0	0	0
Other	0	0	0	0	0	0	0
Other	0	0	0	0	0	0	0
Other	0	0	0	0	0	0	0
Other	0	0	0	0	0	0	0
Other	0	0	0	0	0	0	0
Other	0	0	0	0	0	0	0
Other	0	0	0	0	0	0	0
Other	0	0	0	0	0	0	0
Transfer of Funds	0	0	0	0	0	0	0
TOTAL REVENUES	<u>3,723,354</u>	<u>3,723,354</u>	<u>0</u>	<u>0</u>	<u>0</u>	<u>0</u>	<u>0</u>
REVENUE REPLACEMENT(RR) / EXPENDITURES:							
General Fund RR	0	0	0	0	0	0	0
Public Safety LIT Fund RR	0	0	0	0	0	0	0
MVH Fund RR	0	0	0	0	0	0	0
Probation Building Repair	0	0	0	200,000	0	0	0
IAWC Water Line Extension	3,700,000	0	0	0	0	0	0
Mace Drainage Capital	0	0	378,554	0	0	0	0
Courthouse Repair	0	0	0	1,295,504	0	0	0
Mace Engineering	0	0	217,017	0	0	0	0
Other	0	0	0	0	0	0	0
Purple Heart Parkway Extension	0	0	0	1,655,633	0	0	0
Total Original Certified Budget	<u>3,700,000</u>	<u>0</u>	<u>595,570</u>	<u>3,151,137</u>	<u>0</u>	<u>0</u>	<u>0</u>
Additional Appropriations	0	343,200	0	0	0	0	0
(Unused) / Overspent Appropriations	<u>23,354</u>	<u>(243,856)</u>	<u>(122,698)</u>	<u>0</u>	<u>0</u>	<u>0</u>	<u>0</u>
TOTAL EXPENDITURES	<u>3,723,354</u>	<u>99,344</u>	<u>472,873</u>	<u>3,151,137</u>	<u>0</u>	<u>0</u>	<u>0</u>
NET INCREASE (DECREASE) IN FUND	<u>0</u>	<u>3,624,009</u>	<u>(472,873)</u>	<u>(3,151,137)</u>	<u>0</u>	<u>0</u>	<u>0</u>
ENDING FUND BALANCE	<u>0</u>	<u>3,624,009</u>	<u>3,151,137</u>	<u>0</u>	<u>0</u>	<u>0</u>	<u>0</u>

MONTGOMERY COUNTY, INDIANA

FINANCIAL HISTORY AND PROJECTIONS BY FUND

9999 Solid Waste

Revised March 8, 2024 {DRAFT}

THIS DOCUMENT IS FOR INTERNAL MANAGEMENT USE ONLY. SEE ASSUMPTIONS. ACTUAL RESULTS MAY VARY AND THE DIFFERENCES MAY BE MATERIAL.

	Actual <u>2021</u>	Actual <u>2022</u>	Actual <u>2023</u>	Budget <u>2024</u>	Projected <u>2025</u>	Projected <u>2026</u>	Projected <u>2027</u>
BEGINNING CASH BALANCE	0	2,455	9,986	25,622	25,622	25,622	25,622
(Less Encumbrances)	0	0	0	0	0	0	0
BEGINNING FUND BALANCE	0	2,455	9,986	25,622	25,622	25,622	25,622
REVENUES:							
County Contributions	53,500	53,500	53,000	53,000	53,000	53,000	53,000
City Contributions	53,500	53,500	54,000	53,000	53,000	53,000	53,000
Other	12	17	29	29	29	29	29
Transfer of Funds	0	0	0	0	0	0	0
TOTAL REVENUES	107,012	107,017	107,029	106,029	106,029	106,029	106,029
EXPENDITURES:							
Solid Waste	107,012	107,017	107,029	106,029	106,029	106,029	106,029
Other	0	0	0	0	0	0	0
Other	0	0	0	0	0	0	0
Other	0	0	0	0	0	0	0
Other	0	0	0	0	0	0	0
Other	0	0	0	0	0	0	0
Other	0	0	0	0	0	0	0
Other	0	0	0	0	0	0	0
Other	0	0	0	0	0	0	0
Other	0	0	0	0	0	0	0
Other	0	0	0	0	0	0	0
Total Original Certified Budget	107,012	107,017	107,029	106,029	106,029	106,029	106,029
Additional Appropriations	0	0	0	0	0	0	0
(Unused) / Overspent Appropriations	(2,455)	(7,531)	(15,636)	0	0	0	0
TOTAL EXPENDITURES	104,558	99,486	91,394	106,029	106,029	106,029	106,029
NET INCREASE (DECREASE) IN FUND	2,455	7,531	15,636	0	0	0	0
ENDING FUND BALANCE	2,455	9,986	25,622	25,622	25,622	25,622	25,622

MONTGOMERY COUNTY, INDIANA

FINANCIAL HISTORY AND PROJECTIONS BY FUND

XXXX Communication (Combined Funds)

Revised March 8, 2024 (DRAFT)

THIS DOCUMENT IS FOR INTERNAL MANAGEMENT USE ONLY. SEE ASSUMPTIONS. ACTUAL RESULTS MAY VARY AND THE DIFFERENCES MAY BE MATERIAL.

	Actual <u>2021</u>	Actual <u>2022</u>	Actual <u>2023</u>	Budget <u>2024</u>	Projected <u>2025</u>	Projected <u>2026</u>	Projected <u>2027</u>
BEGINNING CASH BALANCE	464,975	614,760	772,352	1,278,751	449,780	450,966	450,076
(Less Encumbrances)	0	0	0	0	0	0	0
BEGINNING FUND BALANCE	<u>464,975</u>	<u>614,760</u>	<u>772,352</u>	<u>1,278,751</u>	<u>449,780</u>	<u>450,966</u>	<u>450,076</u>
REVENUES:							
County Contributions	0	0	232,500	0	0	0	0
City Contributions	0	0	232,500	0	0	0	0
Reimbursement	885,976	930,000	0	0	0	0	0
PSAP LIT	0	0	928,976	996,256	1,046,000	1,080,000	1,110,000
Grants	45,000	0	0	0	0	0	0
911 Telephone Service	509,419	523,581	514,711	514,711	514,711	514,711	514,711
Other	0	1,215	283	0	0	0	0
Transfer of Funds	45,000	0	560,000	0	270,000	285,000	310,000
TOTAL REVENUES	<u>1,485,395</u>	<u>1,454,796</u>	<u>2,468,970</u>	<u>1,510,967</u>	<u>1,830,711</u>	<u>1,879,711</u>	<u>1,934,711</u>
EXPENDITURES:							
SW 911 Personal Services	444,768	459,559	479,563	524,748	540,490	556,705	573,406
SW 911 Other Services & Charges	75,000	75,000	15,000	5,000	5,150	5,305	5,464
CC Personal Services	500,266	604,478	788,745	581,702	599,153	617,128	635,641
CC Supplies	5,000	5,000	10,000	36,000	37,080	38,192	39,338
CC Other Services & Charges	264,361	241,701	171,841	236,250	243,338	250,638	258,157
CC Capital	7,500	7,500	26,000	15,000	15,450	15,914	16,391
CC Debt Service	116,327	0	128,000	0	0	0	0
PSAP LIT Personal Services	0	0	0	251,737	259,289	267,068	275,080
PSAP LIT Other Services & Charges	0	0	0	2,500	2,575	2,652	2,732
PSAP LIT Debt Service	0	0	0	127,000	127,000	127,000	127,000
Total Original Certified Budget	<u>1,413,222</u>	<u>1,393,238</u>	<u>1,619,149</u>	<u>1,779,937</u>	<u>1,829,525</u>	<u>1,880,601</u>	<u>1,933,209</u>
Additional Appropriations	0	0	0	560,000	0	0	0
(Unused) / Overspent Appropriations	<u>(77,612)</u>	<u>(96,034)</u>	<u>343,422</u>	<u>0</u>	<u>0</u>	<u>0</u>	<u>0</u>
TOTAL EXPENDITURES	<u>1,335,610</u>	<u>1,297,204</u>	<u>1,962,571</u>	<u>2,339,937</u>	<u>1,829,525</u>	<u>1,880,601</u>	<u>1,933,209</u>
NET INCREASE (DECREASE) IN FUND	<u>149,786</u>	<u>157,592</u>	<u>506,399</u>	<u>(828,970)</u>	<u>1,186</u>	<u>(890)</u>	<u>1,502</u>
ENDING FUND BALANCE	<u>614,760</u>	<u>772,352</u>	<u>1,278,751</u>	<u>449,780</u>	<u>450,966</u>	<u>450,076</u>	<u>451,578</u>

MONTGOMERY COUNTY, INDIANA
FINANCIAL HISTORY AND PROJECTIONS BY FUND
Capital Improvements Plan (CIP) Schedule
Revised March 8, 2024 {DRAFT}

THIS DOCUMENT IS FOR INTERNAL MANAGEMENT USE ONLY. SEE ASSUMPTIONS. ACTUAL RESULTS MAY VARY AND THE DIFFERENCES MAY BE MATERIAL.

<u>PROJECT</u>	<u>Priority</u>	<u>2024</u>	<u>2025</u>	<u>2026</u>	<u>2027</u>
Salt Barn		-	-	-	-
Tandem Axle Dump Truck Lease		38,070	76,140	76,140	38,070
Enterprise (14 Trucks)		159,000	159,000	159,000	159,000
Grader		177,095	177,095	180,110	-
Skid Steer Attachments		30,000	-	-	-
Tractor		-	42,000	42,000	42,000
Ditcher		47,278	-	-	-
Pug Mill		-	144,000	144,000	144,000
Property Tax		15,000	15,000	15,000	15,000
Chip & Seal Equipment		34,258	34,258	34,258	34,258
Dura Patcher		90,000	-	-	-
Berm Cutter		46,429	-	-	-
Salt Bed Slide		10,000	-	-	-
Loader x 2		-	116,000	116,000	116,000
Power Screen Rental		40,000	-	-	-
Paver		32,506	32,506	32,506	32,506
Jail Repair		-	1,179,000	-	-
Purple Heart Parkway		1,655,633	-	-	-
Courthouse Repair and Renovation		3,759,992	-	-	-
War Memorial Repair		-	-	-	-
Dispatch Telecom		-	-	-	-
Nucor Road Improvements		-	4,595,000	-	-
Landfill		200,000	200,000	200,000	200,000
Jail Expansion		-	-	-	27,300,000
Nucor Overpass		4,013,050	-	-	-
Roads / Infrastructure		-	-	-	92,475,140
Other Infrastructure		-	-	-	-
300 South (Widening & Curve Corrections)		-	-	980,000	6,100,000
Cumulative Bridge Fund		1,957,000	1,043,000	821,500	2,650,000
Highway Fund		151,263	142,904	142,904	104,834
MVH Restricted Fund		568,373	653,095	656,110	476,000
ARPA		1,655,633	-	-	-
Unfunded		3,959,992	1,379,000	1,180,000	126,075,140
TIF		4,013,050	4,595,000	-	-

Assumes County's Portion of Split with State/Federal Grants

MONTGOMERY COUNTY, INDIANA

PROPERTY TAX COMPONENTS AND DETAILS

Property Tax Rates

Revised March 8, 2024 {DRAFT}

THIS DOCUMENT IS FOR INTERNAL MANAGEMENT USE ONLY. SEE ASSUMPTIONS. ACTUAL RESULTS MAY VARY AND THE DIFFERENCES MAY BE MATERIAL.

<u>Fund</u>	Actual <u>2021</u>	Actual <u>2022</u>	Actual <u>2023</u>	BUDGET <u>2024</u>	Projected <u>2025</u>	Projected <u>2026</u>	Projected <u>2027</u>
1000 General Fund	0.3019	0.3254	0.2863	0.2730	0.2653	0.2653	0.2687
1188 Reassessment Fund	0.0194	0.0152	0.0153	0.0102	0.0140	0.0140	0.0140
0283 L/R Payment	0.0519	0.0530	0.0460	0.0359	0.0262	0.0235	0.0226
1135 Cumulative Bridge Fund	0.0400	0.0400	0.0550	0.0550	0.0550	0.0550	0.0550
1176 Highway Fund	0.0000	0.0000	0.0000	0.0000	0.0000	0.0000	0.0000
1169 Local Road & Street Fund	0.0000	0.0000	0.0000	0.0000	0.0000	0.0000	0.0000
1159 Health Fund	0.0191	0.0144	0.0000	0.0000	0.0123	0.0122	0.0122
0180 Debt Service	0.0000	0.0000	0.0000	0.0087	0.0072	0.0069	0.0067
1401 EMS	0.0000	0.0000	0.0981	0.0917	0.0829	0.0818	0.0808
1138 Cumulative Capital Development Fund	0.0333	0.0333	0.0333	0.0333	0.0333	0.0333	0.0333
TOTAL	<u>0.4656</u>	<u>0.4813</u>	<u>0.5340</u>	<u>0.5078</u>	<u>0.4963</u>	<u>0.4921</u>	<u>0.4932</u>

MONTGOMERY COUNTY, INDIANA
 PROPERTY TAX COMPONENTS AND DETAILS
 Net Assessed Valuations
 Revised March 8, 2024 {DRAFT}

THIS DOCUMENT IS FOR INTERNAL MANAGEMENT USE ONLY. SEE ASSUMPTIONS. ACTUAL RESULTS MAY VARY AND THE DIFFERENCES MAY BE MATERIAL.

<u>Certified</u>	Actual <u>2021</u>	Actual <u>2022</u>	Actual <u>2023</u>	BUDGET <u>2024</u>	Projected <u>2025</u>	Projected <u>2026</u>	Projected <u>2027</u>
County	2,185,247,905	2,193,369,152	2,515,610,574	2,712,873,047	2,821,387,969	2,934,243,488	3,051,613,227
EMS			1,018,429,537	1,143,332,686	1,189,065,993	1,236,628,633	1,286,093,779
Annual Increase	-0.79%	0.37%	14.69%	7.84% 12.26%	4.00%	4.00%	4.00%
Constitutional Debt Limit	14,568,319	14,622,461	16,770,737	18,085,820	18,809,253	19,561,623	20,344,088
Debt Limit Available	12,568,319	350,461	2,689,737	4,197,820	5,212,253	6,448,623	7,812,088

MONTGOMERY COUNTY, INDIANA
PROPERTY TAX COMPONENTS AND DETAILS
Maximum Property Tax Levy
Revised March 8, 2024 {DRAFT}

THIS DOCUMENT IS FOR INTERNAL MANAGEMENT USE ONLY. SEE ASSUMPTIONS. ACTUAL RESULTS MAY VARY AND THE DIFFERENCES MAY BE MATERIAL.

	Actual <u>2021</u>	Actual <u>2022</u>	Actual <u>2023</u>	Budget <u>2024</u>	Projected <u>2025</u>	Projected <u>2026</u>	Projected <u>2027</u>
Previous Maximum Levy	7,630,559	7,951,043	8,292,938	9,561,485	9,943,944	10,341,702	10,755,370
Adjustments							
Adjustment	0	0	0	0	0	0	0
Adjustment	0	0	0	0	0	0	0
Other	0	0	0	0	0	0	0
Subtotal	<u>7,630,559</u>	<u>7,951,043</u>	<u>8,292,938</u>	<u>9,561,485</u>	<u>9,943,944</u>	<u>10,341,702</u>	<u>10,755,370</u>
Growth Factor	<u>1.0420</u>	<u>1.0430</u>	<u>1.0500</u>	<u>1.0400</u>	<u>1.0400</u>	<u>1.0400</u>	<u>1.0500</u>
Subtotal	<u>7,951,043</u>	<u>8,292,938</u>	<u>8,707,585</u>	<u>9,943,944</u>	<u>10,341,702</u>	<u>10,755,370</u>	<u>11,293,138</u>
Annexation Factor	<u>1.0000</u>	<u>1.0000</u>	<u>1.0000</u>	<u>1.0000</u>	<u>1.0000</u>	<u>1.0000</u>	<u>1.0000</u>
Subtotal	<u>7,951,043</u>	<u>8,292,938</u>	<u>8,707,585</u>	<u>9,943,944</u>	<u>10,341,702</u>	<u>10,755,370</u>	<u>11,293,138</u>
Appeals / Adjustments							
Certified Shares	0	0	0	0	0	0	0
PTRC	0	0	0	0	0	0	0
Maximum Levy Limit Subtotal	<u>7,951,043</u>	<u>8,292,938</u>	<u>8,707,585</u>	<u>9,943,944</u>	<u>10,341,702</u>	<u>10,755,370</u>	<u>11,293,138</u>
Permanent Appeals							
Pension	0	0	0	0	0	0	0
Extension of Service Levy EMS	0	0	853,900	(112,759)	0	0	0
AV Growth	0	0	0	0	0	0	0
Temporary Appeals							
Shortfall	0	0	0	0	0	0	0
Correction of Error	0	0	0	0	0	0	0
Adjustments							
FIT Adjustment	0	0	0	0	0	0	0
Mental Health	363,767	371,387	408,800	423,360	423,360	423,360	423,360
Mental Retardation	0	0	0	0	0	0	0
Levy Excess Adjustment	0	0	0	0	0	0	0
Over (Under) Maximum	(2,127)	(516)	(538)	(31,172)	0	0	0
Other	(1)	(1)	0	(1)	0	0	0
MAXIMUM TAX LEVY	<u>8,312,682</u>	<u>8,663,808</u>	<u>9,969,747</u>	<u>10,223,372</u>	<u>10,765,062</u>	<u>11,178,730</u>	<u>11,716,498</u>
Over (Under) Collected	<u>(47,753)</u>	<u>(324,526)</u>	<u>(255,352)</u>	<u>(417,646)</u>	<u>(414,962)</u>	<u>(413,785)</u>	<u>(414,363)</u>
TAX LEVY COLLECTED	<u>8,264,929</u>	<u>8,339,282</u>	<u>9,714,394</u>	<u>9,805,726</u>	<u>10,350,100</u>	<u>10,764,945</u>	<u>11,302,136</u>

MONTGOMERY COUNTY, INDIANA
PROPERTY TAX COMPONENTS AND DETAILS
Maximum Property Tax Levy
Revised March 8, 2024 {DRAFT}

THIS DOCUMENT IS FOR INTERNAL MANAGEMENT USE ONLY. SEE ASSUMPTIONS. ACTUAL RESULTS MAY VARY AND THE DIFFERENCES MAY BE MATERIAL.

	Actual <u>2021</u>	Actual <u>2022</u>	Actual <u>2023</u>	Budget <u>2024</u>	Projected <u>2025</u>	Projected <u>2026</u>	Projected <u>2027</u>
<u>Certified Levy by Fund</u>							
1000 General Fund	6,597,263	7,137,223	7,202,193	7,406,143	7,485,304	7,783,102	8,199,885
1188 Reassessment Fund	423,938	333,392	384,888	276,713	394,994	410,794	427,226
0283 -L/R Payment	1,134,144	1,162,486	1,157,181	973,921	740,000	690,000	690,000
1135 Cumulative Bridge Fund	874,099	877,348	1,383,586	1,492,080	1,551,763	1,613,834	1,678,387
1176 Highway Fund	0	0	0	0	0	0	0
1169 Local Road & Street Fund	0	0	0	0	0	0	0
1159 Health Fund	417,382	315,845	0	0	347,000	359,000	372,000
0180 - Debt Service	0	0	0	236,020	203,000	203,000	203,000
1401 EMS	0	0	999,079	1,048,436	986,000	1,012,000	1,039,000
1138 Cumulative Capital Development Fund	727,688	730,392	837,698	903,387	939,522	977,103	1,016,187
Total within Maximum Levy	<u>8,312,682</u>	<u>8,663,808</u>	<u>9,969,747</u>	<u>10,223,372</u>	<u>10,765,062</u>	<u>11,178,730</u>	<u>11,716,498</u>
Total outside Maximum Levy	<u>1,861,832</u>	<u>1,892,878</u>	<u>1,994,879</u>	<u>2,113,328</u>	<u>1,882,522</u>	<u>1,870,103</u>	<u>1,909,187</u>
TOTAL	<u>10,174,513</u>	<u>10,556,686</u>	<u>11,964,626</u>	<u>12,336,700</u>	<u>12,647,584</u>	<u>13,048,833</u>	<u>13,625,686</u>
<u>Collected Levy by Fund</u>							
1000 General Fund	6,571,087	6,865,390	6,988,501	7,103,586	7,196,767	7,495,007	7,909,890
1188 Reassessment Fund	418,650	321,912	374,952	265,409	379,768	395,588	412,117
0283 -L/R Payment	1,160,052	1,181,157	1,171,890	973,921	740,000	690,000	690,000
1135 Cumulative Bridge Fund	863,040	847,104	1,347,768	1,431,126	1,491,947	1,554,097	1,619,030
1176 Highway Fund	0	0	0	0	0	0	0
1169 Local Road & Street Fund	0	0	0	0	0	0	0
1159 Health Fund	412,152	304,876	0	0	333,624	345,711	358,844
0180 - Debt Service	0	0	0	236,020	203,000	203,000	203,000
1401 EMS	0	0	1,003,174	1,005,605	947,993	974,540	1,002,255
1138 Cumulative Capital Development Fund	718,317	705,250	816,094	866,481	903,306	940,935	980,249
Total within Maximum Levy	<u>8,264,929</u>	<u>8,339,282</u>	<u>9,714,394</u>	<u>9,805,726</u>	<u>10,350,100</u>	<u>10,764,945</u>	<u>11,302,136</u>
Total outside Maximum Levy	<u>1,878,369</u>	<u>1,886,407</u>	<u>1,987,985</u>	<u>2,076,422</u>	<u>1,846,306</u>	<u>1,833,935</u>	<u>1,873,249</u>
TOTAL	<u>10,143,298</u>	<u>10,225,689</u>	<u>11,702,379</u>	<u>11,882,148</u>	<u>12,196,406</u>	<u>12,598,880</u>	<u>13,175,385</u>

MONTGOMERY COUNTY, INDIANA

PROPERTY TAX COMPONENTS AND DETAILS

Property Tax Impact -Union Twp - South Mont

Revised March 8, 2024 {DRAFT}

THIS DOCUMENT IS FOR INTERNAL MANAGEMENT USE ONLY. SEE ASSUMPTIONS. ACTUAL RESULTS MAY VARY AND THE DIFFERENCES MAY BE MATERIAL.

	Actual <u>2021</u>	Actual <u>2022</u>	Actual <u>2023</u>	Budget <u>2024</u>	Projected <u>2025</u>	Projected <u>2026</u>	Projected <u>2027</u>
Calculation to arrive at assessed valuation:							
Median Value of Home	156,400	156,400	156,400	156,400	156,400	156,400	156,400
Times: Percent Factor							
Equals: True Tax Value	156,400	156,400	156,400	156,400	156,400	156,400	156,400
Minus:							
Homestead Deduction	45,000	45,000	48,000	48,000	48,000	48,000	48,000
Supplemental Homestead Deduction	38,990	38,990	37,940	43,360	40,650	37,940	37,940
Mortgage Deduction	3,000	3,000	0	0	0	0	0
Equals: Adjusted Assessed Value	69,410	69,410	70,460	65,040	67,750	70,460	70,460

Calculation to arrive at property tax liability for the taxing district:

Assessed Value Divided by 100	694	694	705	650	678	705	705
Times: Taxing District Property Tax Rate	1.6348	1.6545	1.6014	1.5563	1.5448	1.5406	1.5417
Total	1,135	1,148	1,128	1,012	1,047	1,085	1,086
Less: State and Local Homestead Credits (2023)	(372)	(338)	(305)	(274)	(283)	(293)	(294)
Less: State PTRC	0	0	0	0	0	0	0
Equals: Tax Liability for the Taxing District	763	810	823	739	764	792	793

Calculation to arrive at property tax liability for county services:

Assessed Valuation divided by 100	694	694	705	650	678	705	705
Times: County's Property Tax Rate excluding welfare	0.4656	0.4813	0.5340	0.5078	0.4963	0.4921	0.4932
Total	323	334	376	330	336	347	348
Less: State and Local Homestead Credits	(106)	(98)	(102)	(89)	(91)	(94)	(94)
Less: State PTRC	0	0	0	0	0	0	0
Equals: Tax Liability for the County excluding welfare	217	236	275	241	245	253	254

Increase in Tax Liability

County's Percent of Total Tax Liability	28.48%	29.09%	33.35%	32.63%	32.12%	31.94%	31.99%
---	--------	--------	--------	---------------	--------	--------	--------

MONTGOMERY COUNTY, INDIANA

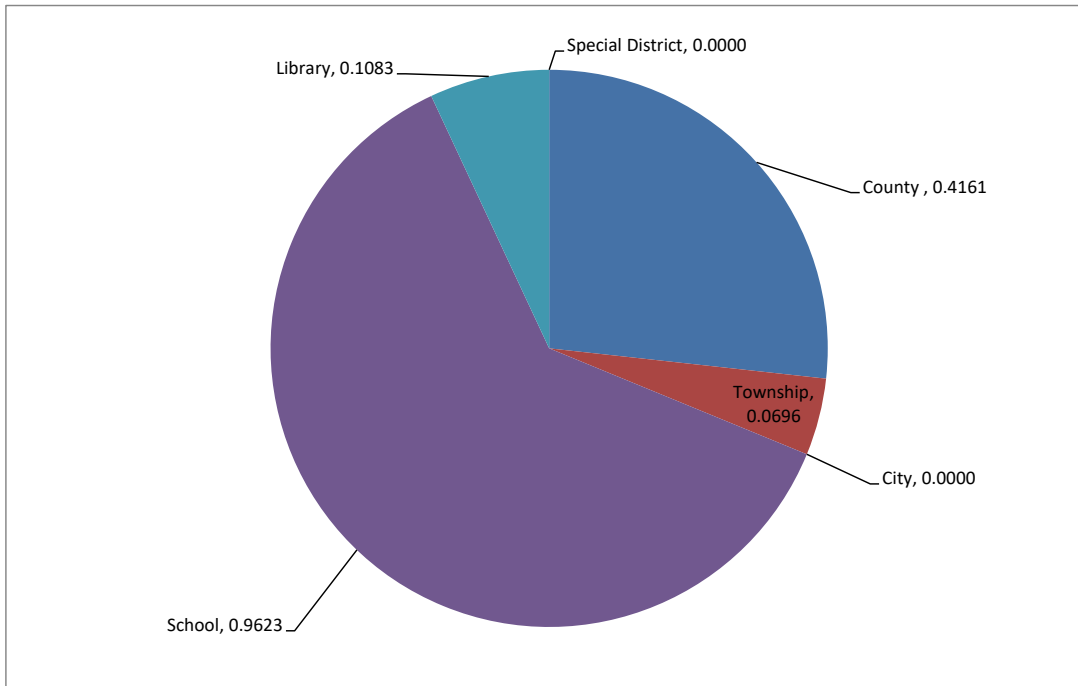
COMPARISONS AND REVENUE OPTIONS

Taxing District Pie Chart - Union Twp - South Mont

Revised March 8, 2024 {DRAFT}

THIS DOCUMENT IS FOR INTERNAL MANAGEMENT USE ONLY. SEE ASSUMPTIONS. ACTUAL RESULTS MAY VARY AND THE DIFFERENCES MAY BE MATERIAL.

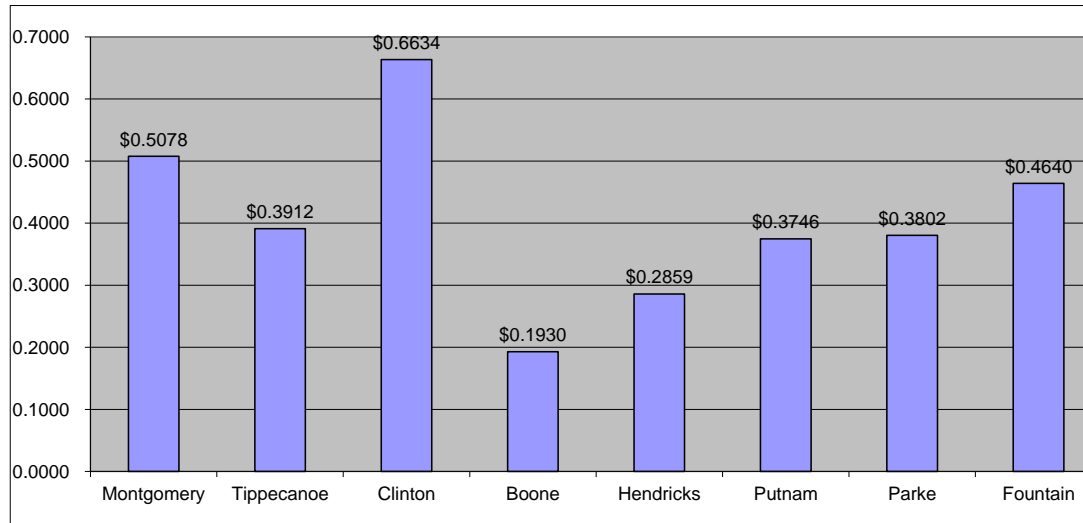
	2024
County	0.4161
Township	0.0696
City	0.0000
School	0.9623
Library	0.1083
Special District	0.0000
	<hr/>
	\$ 1.5563
	<hr/>



MONTGOMERY COUNTY, INDIANA
 COMPARISONS AND REVENUE OPTIONS
 Property Tax Rate Comparison in West-Central Indiana
 Revised March 8, 2024 {DRAFT}

THIS DOCUMENT IS FOR INTERNAL MANAGEMENT USE ONLY. SEE ASSUMPTIONS. ACTUAL RESULTS MAY VARY AND THE DIFFERENCES MAY BE MATERIAL.

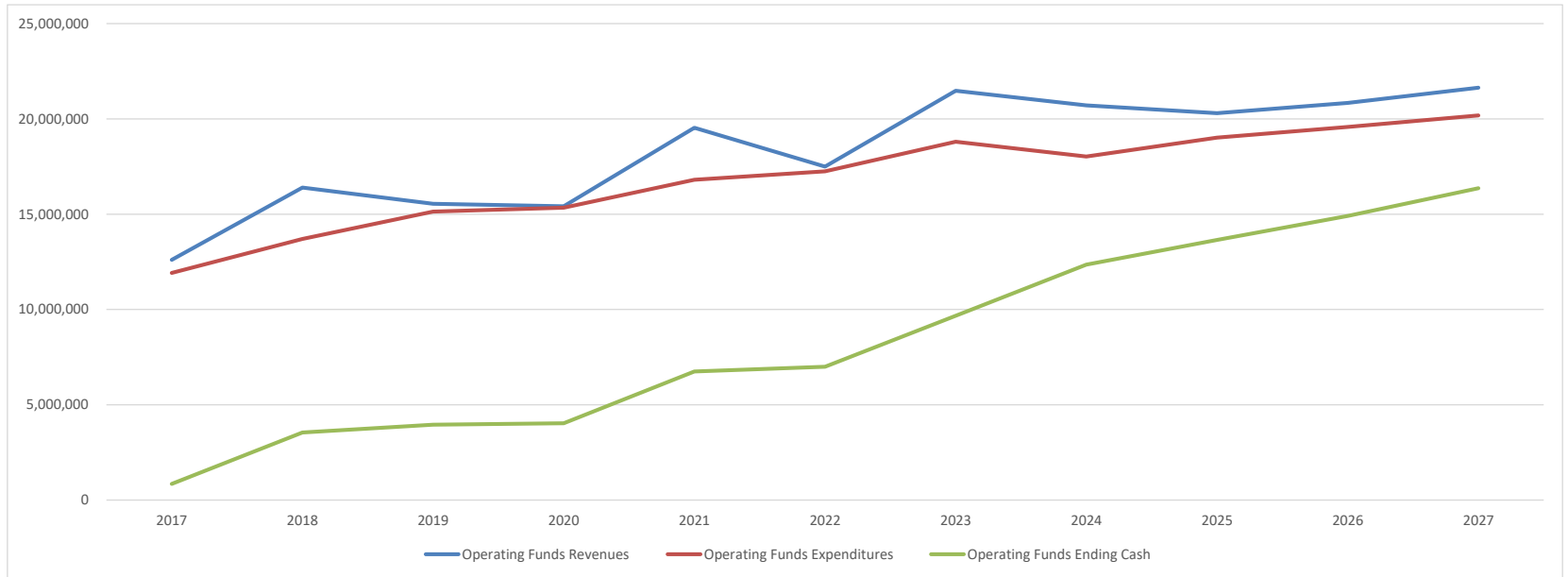
<u>FUND</u>	2024 Montgomery	2024 Tippecanoe	2024 Clinton	2024 Boone	2024 Hendricks	2024 Putnam	2024 Parke	2024 Fountain
0101 General Fund	0.2730	0.3051	0.4323	0.1166	0.1422	0.2578	0.2676	0.2722
1188 Reassessment Fund	0.0102	0.0039	0.0157	0.0054	0.0085	0.0292	0.0154	0.0459
0180 Debt Service	0.0087	0.0000	0.1395	0.0107	0.0132	0.0000	0.0215	0.0000
0283 L/R Payment	0.0147	0.0122	0.0000	0.0000	0.0092	0.0000	0.0000	0.0000
1401 EMS	0.0917	0.0000	0.0000	0.0000	0.0000	0.0000	0.0000	0.0000
1169 Local Road & Street Fund	0.0000	0.0000	0.0000	0.0000	0.0000	0.0000	0.0000	0.0000
0xxx Other Cumulative Funds	0.0000	0.0100	0.0167	0.0000	0.0333	0.0000	0.0000	0.0050
1159 Health Fund	0.0000	0.0000	0.0193	0.0110	0.0009	0.0197	0.0054	0.0076
1185 Jail Lease Rental Fund	0.0212	0.0000	0.0000	0.0000	0.0000	0.0000	0.0000	0.0000
1135 Cumulative Bridge Fund	0.0550	0.0350	0.0252	0.0167	0.0450	0.0529	0.0329	0.1000
2391 Cumulative Capital Development Fund	0.0333	0.0250	0.0147	0.0326	0.0333	0.0150	0.0320	0.0333
0xxx Other Funds	0.0000	0.0000	0.0000	0.0000	0.0003	0.0000	0.0054	0.0000
TOTAL	0.5078	0.3912	0.6634	0.1930	0.2859	0.3746	0.3802	0.4640



MONTGOMERY COUNTY, INDIANA
COMPARISONS AND REVENUE OPTIONS
 Operating Funds Comparison
 Revised March 8, 2024 {DRAFT}

THIS DOCUMENT IS FOR INTERNAL MANAGEMENT USE ONLY. SEE ASSUMPTIONS. ACTUAL RESULTS MAY VARY AND THE DIFFERENCES MAY BE MATERIAL.

	2017	2018	2019	2020	2021	2022	2023	2024	2025	2026	2027
Operating Funds Revenues	<u>12,603,993</u>	<u>16,399,624</u>	<u>15,547,820</u>	<u>15,412,702</u>	<u>19,537,199</u>	<u>17,501,286</u>	<u>21,477,690</u>	<u>20,711,172</u>	<u>20,301,469</u>	<u>20,844,282</u>	<u>21,636,705</u>
Operating Funds Expenditures	<u>11,918,983</u>	<u>13,701,662</u>	<u>15,135,843</u>	<u>15,345,891</u>	<u>16,810,707</u>	<u>17,254,080</u>	<u>18,806,457</u>	<u>18,025,681</u>	<u>19,012,315</u>	<u>19,583,086</u>	<u>20,180,531</u>
Operating Funds Ending Cash	<u>848,746</u>	<u>3,546,708</u>	<u>3,958,685</u>	<u>4,025,497</u>	<u>6,751,989</u>	<u>6,999,195</u>	<u>9,670,428</u>	<u>12,355,919</u>	<u>13,645,073</u>	<u>14,906,269</u>	<u>16,362,443</u>



MONTGOMERY COUNTY, INDIANA
COMPARISONS AND REVENUE OPTIONS
 Revenue Options
 Revised March 8, 2024 {DRAFT}

THIS DOCUMENT IS FOR INTERNAL MANAGEMENT USE ONLY. SEE ASSUMPTIONS. ACTUAL RESULTS MAY VARY AND THE DIFFERENCES MAY BE MATERIAL.

	Beginning 2023	Beginning 2024	Beginning 2025	Beginning 2026	Beginning 2027
CURRENT OUTSTANDING DEBT:					
Jail Lease	\$ 2,459,000	\$ 1,244,000	\$ -	\$ -	\$ -
Bridge #79 Loan (GO Bond Cap)	\$ 1,621,000	\$ 1,428,000	\$ 1,232,000	\$ 1,033,000	\$ 832,000
2017 RDC Refunding (RDC GO Backed)	\$ 4,820,000	\$ 4,400,000	\$ 3,965,000	\$ 3,520,000	\$ 3,055,000
2021 RDC RDA BAN (RDC GO Backed)	\$ -	\$ -	\$ -	\$ -	\$ -
2018 RDC Sewer Lease	\$ 5,340,000	\$ -	\$ -	\$ -	\$ -
MCGC Lease	\$ 5,220,000	\$ 5,010,000	\$ 4,795,000	\$ 4,575,000	\$ 4,350,000
2021 EDC (LIT Backed - GO Bond Cap)	\$ 4,725,000	\$ 4,725,000	\$ 4,725,000	\$ 4,640,000	\$ 4,470,000
2022 RDA Lease (Estimate)	\$ 7,200,000	\$ 7,200,000	\$ 7,095,000	\$ 6,880,000	\$ 6,660,000
2022 EDC (Estimate - LIT Backed - GO Bond Cap)	\$ 7,735,000	\$ 7,735,000	\$ 7,640,000	\$ 7,440,000	\$ 7,230,000
DEBT OPTIONS:					
	Maximum	Maximum	Maximum	Maximum	Maximum
General Obligation (GO) Max = 1/3 of 2% of NAV Less Outstanding GO Principal Public Works Loan Max = \$2,000,000 per issuance, 10-year amortization, and eligible public works project (IC 36-9-41-2)	\$ 2,689,737	\$ 4,197,820	\$ 5,212,253	\$ 6,448,623	\$ 7,812,088
Lease Rental Bonds (Building Corporation)	Limited by Revenue	Limited by Revenue	Limited by Revenue	Limited by Revenue	Limited by Revenue
Local Income Tax (LIT)	Unlimited	Unlimited	Unlimited	Unlimited	Unlimited
Property Tax	\$ 16,106,217	\$ 6,350,465	\$ 6,604,484	\$ 6,868,663	\$ 7,212,097
Subject of Petition Remonstrance if greater than	\$ 18,318,650	\$ 19,051,396	\$ 19,813,452	\$ 20,605,990	\$ 21,636,290
Subject to Referendum Petition if greater than					
Redevelopment Commission					
General Obligation (GO) Max = 1/3 of 2% of RDC NAV Less Outstanding GO	\$ 7,162,728	\$ 8,713,547	\$ 9,148,547	\$ 9,593,547	\$ 10,058,547
Lease Rental (Redevelopment Authority)	Unlimited	Unlimited	Unlimited	Unlimited	Unlimited
TIF Revenue	Limited by Revenue	Limited by Revenue	Limited by Revenue	Limited by Revenue	Limited by Revenue

	2023 County Portion	2024 County Portion	2025 County Portion	2026 County Portion	2027 County Portion
CURRENT LOCAL INCOME TAX (LIT):					
Expenditure Rate (Maximum 2.50% Total of All)					
Certified Shares	1.00% \$ 4,297,213	\$ 4,686,313	\$ 4,833,616	\$ 4,946,734	\$ 5,128,610
PSAP	0.10% \$ 928,976	\$ 996,256	\$ 1,046,000	\$ 1,080,000	\$ 1,110,000
Public Safety	0.85% \$ 4,198,762	\$ 4,571,421	\$ 4,717,309	\$ 4,796,792	\$ 4,930,037
Total Expenditure Rate	1.95% \$ 9,424,952	\$ 10,253,990	\$ 10,596,924	\$ 10,823,526	\$ 11,168,646
Property Tax Relief (PTR) Rate (Maximum 1.25%)					
Split between all property and homestead (15% to 85%)	0.70% \$ 6,502,835	\$ 6,973,791	\$ 7,322,000	\$ 7,560,000	\$ 7,770,000
LIT OPTIONS:					
Expenditure Rate (Maximum 2.50% Total of All)					
Certified Shares	\$ 2,155,708	\$ 1,763,761	\$ 962,051	\$ 641,368	\$ 320,684
Public Safety	\$ 1,494,862	\$ 1,223,069	\$ 667,128	\$ 444,752	\$ 222,376
Economic Development	\$ 1,494,862	\$ 1,223,069	\$ 667,128	\$ 444,752	\$ 222,376
Correctional Facility (Max = 0.20%, All Revenue to County)	\$ 1,693,545	\$ 1,857,953	\$ 1,992,512	\$ 2,092,000	\$ 2,160,000

Property Tax Relief (PTR) Rate (Maximum 1.25%)
 Reducing PTR rate increases Circuit Breaker credits which results in a reduction in property taxes collected versus levied. The estimate of those amounts are beyond the scope of this report and should be discussed before any implementation.

WHEEL TAX / SURTAX:
 Increases to Wheel Tax / Surtax will increase revenue solely for the MVH Fund.
 Amounts TBD.

	Cumulative Bridge Current = \$.055	Cumulative Bridge Max = \$.10	Cumulative Bridge Each = \$.01	
CUMULATIVE BRIDGE FUND RATE / LEVY:				
The Cumulative Bridge Fund Levy is part of the County's Maximum Levy. Therefore, any levy allocated to the Cumulative Bridge Fund reduces the amount of levy available for the General Fund. Also, levying property tax draws excise tax in the amount of ~5.25%. The max Cumulative Bridge Rate = \$.10	\$ 1,492,080	\$ 2,712,873	\$ 271,287	Levy
	\$ 1,570,414	\$ 2,855,299	\$ 285,530	Revenue loss to General Fund

MONTGOMERY COUNTY, INDIANA

INCOME TAX COMPONENTS AND DETAILS
 Certified Shares Allocation to Units within the County
 Revised March 8, 2024 {DRAFT}

THIS DOCUMENT IS FOR INTERNAL MANAGEMENT USE ONLY. SEE ASSUMPTIONS. ACTUAL RESULTS MAY VARY AND THE DIFFERENCES MAY BE MATERIAL.

	LIT Cert. Shares Projected 2021	LIT Cert. Shares Projected 2022	LIT Cert. Shares Projected 2023	LIT Cert. Shares Projected 2024	LIT Cert. Shares Projected 2025	LIT Cert. Shares Projected 2026	LIT Cert. Shares Projected 2027
Montgomery County	3,941,736	3,919,469	4,297,213	4,686,313	4,833,616	4,946,734	5,128,610
Subtotal - County	3,941,736	3,919,469	4,297,213	4,686,313	4,833,616	4,946,734	5,128,610
Brown Township	31,527	31,351	34,594	37,376	40,014	42,294	43,849
Clark Township	13,698	13,712	18,970	21,565	23,087	24,403	25,300
Coal Creek Township	26,472	26,433	28,822	30,981	33,167	35,056	36,345
Franklin Township	15,529	15,583	14,705	15,553	16,651	17,600	18,247
Madison Township	58,349	61,772	56,188	55,572	59,494	62,883	65,195
Ripley Township	22,336	27,012	32,306	35,246	37,733	39,883	41,349
Scott Township	13,682	13,445	15,185	15,429	16,518	17,459	18,101
Sugar Creek Township	15,291	14,071	15,339	15,998	17,127	18,103	18,768
Union Township	196,731	199,601	221,941	235,511	252,131	266,495	276,293
Walnut Township	14,143	14,609	16,255	16,443	17,604	18,607	19,291
Wayne Township	22,623	16,494	23,890	32,922	13,032	13,774	14,281
Subtotal - Township	430,381	434,081	478,194	512,597	526,558	556,555	577,018
Crawfordsville Civil City	3,070,647	3,131,272	3,476,561	3,668,691	3,927,593	4,151,337	4,303,969
Alamo Civil Town	2,185	2,220	2,459	2,507	2,684	2,837	2,941
Darlington Civil Town	45,365	45,623	50,384	53,069	56,814	60,051	62,259
Ladoga Civil Town	64,925	66,208	73,606	77,897	83,394	88,145	91,386
Linden Civil Town	29,653	29,272	33,335	35,318	37,811	39,965	41,434
New Market Civil Town	22,169	22,601	25,169	27,965	29,938	31,644	32,807
Waveland Civil Town	12,621	12,884	14,355	15,089	16,154	17,074	17,702
Waynetown Civil Town	33,395	34,050	38,066	40,164	42,999	45,448	47,119
Wingate Civil Town	21,598	22,016	24,517	25,771	27,590	29,161	30,234
New Richmond Civil Town	27,444	28,224	31,504	33,171	35,512	37,535	38,915
New Ross Civil Town	12,595	12,833	14,278	15,044	16,106	17,023	17,649
Subtotal - City / Town	3,342,597	3,407,203	3,784,234	3,994,687	4,276,595	4,520,221	4,686,415
Crawfordsville Public Library	670,458	603,049	614,402	647,238	692,914	638,749	565,151
Darlington Public Library	24,611	25,049	27,970	29,398	31,473	33,266	34,489
Ladoga Public Library	19,252	19,638	21,868	22,972	24,593	25,994	26,950
Linden Public Library	29,737	30,380	33,749	35,575	38,086	40,256	41,736
Waveland Public Library	28,307	28,852	32,133	33,781	36,165	38,225	39,631
Subtotal - Library	772,366	706,967	730,121	768,965	823,232	776,490	707,957
West Central Indiana Solid Waste Management	0	0	0	0	0	0	0
Subtotal - Special	0	0	0	0	0	0	0
Little Raccoon Conservancy District	0	0	0	0	0	0	0
Lake Holiday Conservancy District	0	0	0	0	0	0	0
Subtotal - Conservancy	0	0	0	0	0	0	0
TOTAL	8,487,079	8,467,720	9,289,763	9,962,562	10,460,000	10,800,000	11,100,000
CERTIFIED TOTAL	8,487,079	8,467,723	9,289,764	9,962,559	10,460,000	10,800,000	11,100,000

MONTGOMERY COUNTY, INDIANA
 INCOME TAX COMPONENTS AND DETAILS
 Public Safety LIT Allocation to Units within the County
 Revised March 8, 2024 {DRAFT}

THIS DOCUMENT IS FOR INTERNAL MANAGEMENT USE ONLY. SEE ASSUMPTIONS. ACTUAL RESULTS MAY VARY AND THE DIFFERENCES MAY BE MATERIAL.

	PUBLIC SAFETY Projected 2021	PUBLIC SAFETY Projected 2022	PUBLIC SAFETY Projected 2023	PUBLIC SAFETY Projected 2024	PUBLIC SAFETY Projected 2025	PUBLIC SAFETY Projected 2026	PUBLIC SAFETY Projected 2027
Montgomery County	2,755,544	2,717,931	4,198,762	4,571,421	4,717,309	4,796,792	4,930,037
Subtotal - County	2,755,544	2,717,931	4,198,762	4,571,421	4,717,309	4,796,792	4,930,037
Brown Township	0	0	0	0	0	0	0
Clark Township	0	0	0	0	0	0	0
Coal Creek Township	0	0	0	0	0	0	0
Franklin Township	0	0	0	0	0	0	0
Madison Township	0	0	0	0	0	0	0
Ripley Township	0	0	0	0	0	0	0
Scott Township	0	0	0	0	0	0	0
Sugar Creek Township	0	0	0	0	0	0	0
Union Township	0	0	0	0	0	0	0
Walnut Township	0	0	0	0	0	0	0
Wayne Township	0	0	0	0	0	0	0
Subtotal - Township	0	0	0	0	0	0	0
Crawfordsville Civil City	2,146,592	2,171,360	3,396,912	3,578,750	3,833,087	4,025,505	4,137,325
Alamo Civil Town	1,527	1,539	2,402	2,446	2,619	2,751	2,827
Darlington Civil Town	31,714	31,637	49,230	51,768	55,447	58,231	59,848
Ladoga Civil Town	45,387	45,912	71,920	75,987	81,388	85,473	87,847
Linden Civil Town	20,730	20,298	32,572	34,453	36,901	38,753	39,830
New Market Civil Town	15,497	15,673	24,592	27,279	29,218	30,684	31,537
Waveland Civil Town	8,823	8,934	14,026	14,719	15,766	16,557	17,017
Waynetown Civil Town	23,345	23,612	37,194	39,180	41,964	44,071	45,295
Wingate Civil Town	15,099	15,267	23,956	25,139	26,926	28,277	29,063
New Richmond Civil Town	19,185	19,572	30,782	32,358	34,658	36,398	37,409
New Ross Civil Town	8,804	8,899	13,951	14,675	15,718	16,507	16,966
Subtotal - City / Town	2,336,703	2,362,702	3,697,536	3,896,754	4,173,691	4,383,208	4,504,963
Crawfordsville Public Library	0	0	0	0	0	0	0
Darlington Public Library	0	0	0	0	0	0	0
Ladoga Public Library	0	0	0	0	0	0	0
Linden Public Library	0	0	0	0	0	0	0
Waveland Public Library	0	0	0	0	0	0	0
Subtotal - Library	0	0	0	0	0	0	0
West Central Indiana Solid Waste Management	0	0	0	0	0	0	0
Subtotal - Special	0	0	0	0	0	0	0
Little Raccoon Conservancy District	0	0	0	0	0	0	0
Lake Holiday Conservancy District	0	0	0	0	0	0	0
Subtotal - Conservancy	0	0	0	0	0	0	0
TOTAL	5,092,247	5,080,633	7,896,298	8,468,175	8,891,000	9,180,000	9,435,000
CERTIFIED TOTAL	5,092,247	5,080,634	7,896,299	8,468,175	8,891,000	9,180,000	9,435,000

MONTGOMERY COUNTY, INDIANA
INCOME TAX COMPONENTS AND DETAILS
History and Projection Local Income Tax (LIT)
Revised March 8, 2024 (DRAFT)

THIS DOCUMENT IS FOR INTERNAL MANAGEMENT USE ONLY. SEE ASSUMPTIONS. ACTUAL RESULTS MAY VARY AND THE DIFFERENCES MAY BE MATERIAL.

	Per SBA <u>2021</u>	Per SBA <u>2022</u>	Projected <u>2023</u>	Projected <u>2024</u>	Projected <u>2025</u>	Projected <u>2026</u>	Projected <u>2027</u>
			3.00%	3.00%	3.00%	3.00%	3.00%
BEGINNING CASH BALANCE	5,321,845	6,211,297	9,034,053	11,151,812	9,886,062	11,942,934	14,044,483
(Less Encumbrances)	0	0	0	0	0	0	0
BEGINNING FUND BALANCE	<u>5,321,845</u>	<u>6,211,297</u>	<u>9,034,053</u>	<u>11,151,812</u>	<u>9,886,062</u>	<u>11,942,934</u>	<u>14,044,483</u>
REVENUES:	1.084	1.083	1.187	1.030	1.030	1.030	1.030
January Receipts	1,799,619	1,949,071	2,313,039	2,382,430	2,453,903	2,527,521	2,603,346
January Interest	1,463	1,469	23,239	28,335	25,075	30,214	35,491
February Receipts	1,799,619	1,949,071	2,313,039	2,382,430	2,453,903	2,527,521	2,603,346
February Interest	1,510	1,543	23,951	28,862	25,498	30,645	35,960
March Receipts	1,799,619	1,949,071	2,313,039	2,382,430	2,453,903	2,527,521	2,603,346
March Interest	1,556	1,616	24,665	29,390	25,921	31,078	36,431
April Receipts	1,799,619	1,949,071	2,313,039	2,382,430	2,453,903	2,527,521	2,603,346
April Interest	1,602	1,690	25,380	29,920	26,346	31,512	36,902
May Receipts	1,799,619	1,949,071	2,313,039	2,382,430	2,453,903	2,527,521	2,603,346
May Interest	1,329	1,494	22,796	21,067	26,772	31,947	37,374
June Receipts	1,799,619	1,949,071	2,313,039	2,382,430	2,453,903	2,527,521	2,603,346
June Interest	1,375	1,568	23,507	21,575	27,199	32,384	37,848
July Receipts	1,799,619	1,949,071	2,313,039	2,382,430	2,453,903	2,527,521	2,603,346
July Interest	1,200	14,690	24,220	22,085	27,627	32,821	38,323
August Receipts	1,799,619	1,949,071	2,313,039	2,382,430	2,453,903	2,527,521	2,603,346
August Interest	1,239	15,376	24,934	22,596	28,056	33,259	38,799
September Receipts	1,799,619	1,949,071	2,313,039	2,382,430	2,453,903	2,527,521	2,603,346
September Interest	1,278	16,062	25,651	23,109	28,486	33,699	39,276
October Receipts	1,799,619	1,949,071	2,313,039	2,382,430	2,453,903	2,527,521	2,603,346
October Interest	1,317	16,750	26,369	23,622	28,917	34,139	39,755
November Receipts	1,799,619	1,949,071	2,313,039	2,382,430	2,453,903	2,527,521	2,603,346
November Interest	1,356	17,440	27,088	24,137	29,350	34,581	40,234
December Receipts	1,799,619	1,949,071	2,313,039	2,382,430	2,453,903	2,527,521	2,603,346
December Interest	1,396	18,130	27,810	24,654	29,783	35,024	40,715
Other							
TOTAL RECEIPTS	21,595,428	23,388,857	27,756,472	28,589,166	29,446,841	30,330,246	31,240,154
TOTAL INTEREST	16,621	107,828	299,611	299,352	329,030	391,304	457,109
TOTAL REVENUES	<u>21,612,049</u>	<u>23,496,685</u>	<u>28,056,083</u>	<u>28,888,518</u>	<u>29,775,871</u>	<u>30,721,550</u>	<u>31,697,262</u>
EXPENDITURES:							
Certified Shares	8,487,079	8,467,723	9,289,764	9,962,559	10,460,000	10,800,000	11,100,000
Property Tax Relief	5,940,955	5,927,406	6,502,835	6,973,791	7,322,000	7,560,000	7,770,000
Special Distributions	1,202,314	1,198,167	1,320,449	3,753,487	0	0	0
PSAP	0	0	928,976	996,256	1,046,000	1,080,000	1,110,000
Public Safety	5,092,247	5,080,634	7,896,299	8,468,175	8,891,000	9,180,000	9,435,000
Other	1	(1)	0	0	0	0	0
TOTAL EXPENDITURES	<u>20,722,597</u>	<u>20,673,929</u>	<u>25,938,324</u>	<u>30,154,269</u>	<u>27,719,000</u>	<u>28,620,000</u>	<u>29,415,000</u>
NET INCREASE (DECREASE) IN FUND	<u>889,452</u>	<u>2,822,756</u>	<u>2,117,759</u>	<u>(1,265,750)</u>	<u>2,056,871</u>	<u>2,101,550</u>	<u>2,282,262</u>
ENDING FUND BALANCE	<u>6,211,297</u>	<u>9,034,053</u>	<u>11,151,812</u>	<u>9,886,062</u>	<u>11,942,934</u>	<u>14,044,483</u>	<u>16,326,746</u>

MONTGOMERY COUNTY, INDIANA

ASSUMPTIONS

Assumptions Supporting the Preceding Projections
Revised March 8, 2024 (DRAFT)

THIS DOCUMENT IS FOR INTERNAL MANAGEMENT USE ONLY. SEE ASSUMPTIONS. ACTUAL RESULTS MAY VARY AND THE DIFFERENCES MAY BE MATERIAL.

The projections contained in this analysis are based on the following assumptions. The administration should evaluate the appropriateness of these assumptions before relying on this analysis.

REVENUES:

Property tax is expected to be received in the same amount as certified less the below circuit breaker amounts

<u>2024</u>	<u>2025</u>	<u>2026</u>	<u>2027</u>
454,551	451,178	449,953	450,301

COIT and Public Safety LIT revenue is expected as shown on pages 41 & 42.

Other tax revenues are expected to be received in the same proportion to property tax as in the previous year.

Other revenues are expected to be received in the same amount as the previous year unless otherwise noted.

NOTE: Interest revenue is expected to fluctuate according to the beginning fund balance except for the General Fund which is expected to equal \$500,000 annually after 2023.

NOTE: After 2023, no "Transfer" or "One-Time" revenue is expected, except as shown on Pages 2.

NOTE: After 2023, no "ARPA" revenue is expected.

NOTE: After 2024, no Supplemental LIT revenue is expected.

NOTE: The 2024 Supplemental Certified Shares LIT revenue is expected to equal \$ 757,935

NOTE: After 2024, the LR Bond Payment Fund is expected to levy taxes to provide Debt Service for the MCGC and Courthouse projects.

NOTE: The 2024 Supplemental Public Safety LIT revenue is expected to equal \$ 529,858

NOTE: After 2023, Public safety LIT Fund "New School Resource Officer Reimbursement" revenue is expected to equal \$ 41,700

NOTE: After 2024, Public safety LIT Fund LIT Shares revenue is expected as shown on Page 22.

NOTE: In 2024, MVH and LR&S distribution revenue is expected to equal the amounts shown on the 1782 Notice for 2024, with half of the "MVH Distribution" receipted to the MVH Restricted Fund.

NOTE: After 2023, MVH "Engineer" revenue is expected to equal \$ 40,000

NOTE: After 2023, MVH "Wheel Tax/ Surtax" revenue is expected to equal \$ 1,262,202

NOTE: After 2023, MVH and LR&S Distribution revenue is expected to equal the amounts shown on the 1782 Notice for 2024.

NOTE: After 2024, the Cumulative Bridge Fund tax rate is expected to equal \$.0550.

NOTE: After 2023, Cumulative Bridge Fund "Reimbursement" revenue is expected to equal the amounts shown on Page 20.

NOTE: After 2023, Health Fund "Grants" revenue is expected to equal zero.

NOTE: After 2023, Rainy Day Fund "Miscellaneous" revenue is expected to equal zero.

NOTE: After 2023, Redevelopment Fund revenue is expected to equal the amounts shown on Page 26.

NOTE: After 2023, Solid Waste Fund revenue is expected as shown on Pages 29.

NOTE: After 2023, Communication Fund revenue is expected as shown on Pages 30.

MONTGOMERY COUNTY, INDIANA

ASSUMPTIONS

Assumptions Supporting the Preceding Projections

Revised March 8, 2024 (DRAFT)

THIS DOCUMENT IS FOR INTERNAL MANAGEMENT USE ONLY. SEE ASSUMPTIONS. ACTUAL RESULTS MAY VARY AND THE DIFFERENCES MAY BE MATERIAL.

The projections contained in this analysis are based on the following assumptions. The administration should evaluate the appropriateness of these assumptions before relying on this analysis.

EXPENDITURES AND APPROPRIATIONS:

After 2024, budgeted expenditures are expected to increase annually by the following unless otherwise noted. The 2024 budgets are expected to remain as certified by the Department of Local Government Finance and adjusted by the Council.

<u>FUND</u>		<u>2025</u>	<u>2026</u>	<u>2027</u>
1000 General Fund	Personal	1.030	1.030	1.030
	Other	1.030	1.030	1.030
	NOTE: Community Crossing Grant Match added to "Other" Department			
1188 Reassessment Fund	Personal	1.030	1.030	1.030
	Other	1.030	1.030	1.030
0181 Debt Service	Expenditures are expected to be as shown on Page 13.			
1185 / 0281 L/R Bond Payments	Expenditures are expected to be as shown on Page 15.			
1135 Cumulative Bridge Fund	After 2024, the appropriation is expected as shown on page 20.			
1176 Highway Fund	Personal	1.030	1.030	1.030
	Other	1.030	1.030	1.030
	NOTE: Capital Outlay according to the CIP Schedule on Page 31.			
1173 MVH Restricted Fund	Expenditures are expected to be as shown on Page 18.			
1169 Local Road & Street Fund	After 2024, the appropriation is expected as shown on page 19.			
1159 Health Fund	Personal	1.030	1.030	1.030
	Other	1.030	1.030	1.030
1170 Public Safety LIT	Personal	1.030	1.030	1.030
	NOTE: Plus Personal Service additional appropriation in 2024.			
	Other	1.030	1.030	1.030
1138 Cumulative Capital Development Fund	After 2024, the appropriation is expected as shown on page 24.			
1186 Rainy Day Fund	After 2024, the appropriation is expected as shown on page 25.			

MONTGOMERY COUNTY, INDIANA

ASSUMPTIONS

Assumptions Supporting the Preceding Projections
 Revised March 8, 2024 (DRAFT)

THIS DOCUMENT IS FOR INTERNAL MANAGEMENT USE ONLY. SEE ASSUMPTIONS. ACTUAL RESULTS MAY VARY AND THE DIFFERENCES MAY BE MATERIAL.

The projections contained in this analysis are based on the following assumptions. The administration should evaluate the appropriateness of these assumptions before relying on this analysis.

4995 / 4899 Redevelopment	After 2024, the appropriation is expected as shown on page 26.
1191 Riverboat	After 2024, appropriations are expected as shown on page 27.
8950 American Rescue Plan Act	After 2023, appropriations and expenditures are expected as shown on page 28.
9999 Solid Waste	After 2023, appropriations and expenditures are expected as shown on page 29.
XXXX Communication (Combined Funds)	After 2023, appropriations and expenditures are expected as shown on page 30.

After 2023, additional appropriations are not expected unless otherwise noted.

NOTE: Public Safety LIT Fund is expected to equal Page 22

In 2024 and after, unused appropriations are expected to be as follows:

1000 General Fund (Excluding Other)	2.0% plus \$125,000 from Council Special Appropriation
1188 Reassessment Fund	2.0%
1176 Highway Fund	0.0% Limited to available funds.
1173 MVH Restricted Fund	See Page 18. Limited to available funds.
1169 Local Road & Street Fund	0.0%
1135 Cumulative Bridge Fund	See Page 20.
1159 Health Fund	1.0%
1170 Public Safety LIT	0.0%
1138 Cumulative Capital Development Fund	Proportionate to the previous year, excluding CC Grant Match
1186 Rainy Day Fund	0.0%
4995 / 4899 Redevelopment	0.0%
1191 Riverboat	0.0%
8950 American Rescue Plan Act	0.0%
9999 Solid Waste	0.0%
XXXX Communication (Combined Funds)	0.0%
Debt Funds	0.0%

After 2023, annual General Fund Unappropriated Expenditures are expected to equal \$ 11,596

PROPERTY TAX REVENUES AND ALLOCATIONS

The maximum property tax levy, IC 6-1.1-18.5, is expected to be computed as follows:

Prior year certified levy				
plus one-time financial institutions tax adjustment for 2017				
less prior year temporary property tax levy appeals				
plus prior year levy excess adjustment				
times: projected 6 year non farm income averages (legislation adjusted) as follows:				
	<u>2024</u>	<u>2025</u>	<u>2026</u>	<u>2027</u>
	1.0400	1.0400	1.0400	1.0500
plus: current year property tax levy appeals				
less: levy excess adjustment				

MONTGOMERY COUNTY, INDIANA

ASSUMPTIONS

Assumptions Supporting the Preceding Projections
Revised March 8, 2024 (DRAFT)

THIS DOCUMENT IS FOR INTERNAL MANAGEMENT USE ONLY. SEE ASSUMPTIONS. ACTUAL RESULTS MAY VARY AND THE DIFFERENCES MAY BE MATERIAL.

The projections contained in this analysis are based on the following assumptions. The administration should evaluate the appropriateness of these assumptions before relying on this analysis.

After 2024, the Cumulative Bridge Fund is expected to levy a property tax rate at \$0.0550.

In 2025 and thereafter, the CCD Fund is expected to levy a property tax equivalent to its statutory maximum.

After 2024, the Reassessment Fund is expected to levy the following tax rate

	<u>2024</u>	<u>2025</u>	<u>2026</u>	<u>2027</u>
	\$ 0.0102	\$ 0.0140	\$ 0.0140	\$ 0.0140

In 2025 and after, the Health Fund is expected to levy a sufficient amount of property taxes to fund the projected budgets.

In 2025 and after, the County is expected to levy a sufficient amount of property taxes to make the current year debt service payments.

OPERATING CASH RESERVE TARGET (30%):	<u>2023</u>	<u>2024</u>	<u>2025</u>	<u>2026</u>	<u>2027</u>
Operating Funds Budgets (Gen, Reasses, Health, PS LIT)	<u>17,690,055</u>	<u>18,109,396</u>	<u>19,138,723</u>	<u>19,702,985</u>	<u>20,284,174</u>
Operating Funds Cash Ending Balance	<u>9,670,428</u>	<u>12,355,919</u>	<u>13,645,073</u>	<u>14,906,269</u>	<u>16,362,443</u>
Reserve %	<u>55%</u>	<u>68%</u>	<u>71%</u>	<u>76%</u>	<u>81%</u>
\$ Above 30% Reserve	<u>\$ 4,363,411</u>	<u>\$ 6,923,100</u>	<u>\$ 7,903,456</u>	<u>\$ 8,995,374</u>	<u>\$ 10,277,191</u>

NET ASSESSED VALUATIONS:

Assessed value is expected to increase by 4.00%, excluding reassessment.

PROPERTY TAX IMPACT:

The maximum allowable mortgage and homestead deductions are expected.

The PTRC and Homestead Credits are expected to equal the 2023 certified amounts.

In 2025 and thereafter, the total property tax rate represents the 2024 tax rate plus the change in the County's property tax rate.

LOCAL INCOME TAX (LIT) ALLOCATION WITHIN COUNTY:

LIT allocations according to 2024 distribution sheets of the Department of Local Government Finance.

LOCAL INCOME TAX (LIT) COLLECTION AND DISTRIBUTION:

Collections through 2022 and distributions through 2024 are expected to correspond to the data provided by the State Budget Agency unless otherwise noted.

After 2022, collections are expected to increase by 3% annually, plus rate increases.

After 2024, Certified Distributions are expected to approximately equal collections two years prior.

Interest Rates	<u>2023</u>	<u>2024</u>	<u>2025</u>	<u>2026</u>	<u>2027</u>
	3.00%	3.00%	3.00%	3.00%	3.00%